

INFORMATION SHEET 01/19/16 TRUSTEES' MEETING

ATTACHMENT: 7.2

TO: Jim Bridges
FOR: Board of Trustees
FROM: Mindy Maxedon
ISSUE: 2014-2015 Audit

In accordance with Assembly Bill 3627, Chapter 1002, as it pertains to Education Code Section 41020.3, the Governing Board must review and accept the prior year's Financial Audit at a public meeting, on or before January 31st. The audit received from Cichella & Tokunaga, LLP is included for the Board's review.

There were no findings or questioned costs for the year ending June 30, 2015. The audit report details our district's financial position and confirms compliance with all Governmental Accounting Standards Board (GASB) required at this time.

JEFFERSON ELEMENTARY SCHOOL DISTRICT
OF SAN JOAQUIN COUNTY
TRACY, CALIFORNIA
JUNE 30, 2015

GOVERNING BOARD

<u>MEMBER</u>	<u>OFFICE</u>	<u>TERM EXPIRES</u>
Pete Carlson	President	2016
Debbi Wingo	Vice President	2018
Dan Wells	Clerk	2018
Brian Jackman	Member	2016
Jacqueline Thomas	Member	2018

ADMINISTRATION

Jim Bridges	Superintendent
Mindy Maxedon	Chief Business Officer

JEFFERSON ELEMENTARY SCHOOL DISTRICT

TABLE OF CONTENTS

JUNE 30, 2015

I - FINANCIAL SECTION

Independent Auditors' Report	2
Management's Discussion and Analysis	5
Basic Financial Statements	
Government-Wide Financial Statements	
Statement of Net Position	17
Statement of Activities	18
Fund Financial Statements	
Governmental Funds – Balance Sheet	19
Reconciliation of the Governmental Funds Balance Sheet to the Statement of Net Position	20
Governmental Funds – Statement of Revenues, Expenditures, and Changes in Fund Balance	21
Reconciliation of the Governmental Funds Statement of Revenues, Expenditures, and Changes in Fund Balances to the Statement of Activities	22
Proprietary Fund – Statement of Net Position	24
Proprietary Fund – Statement of Revenues, Expenses, and Changes in Net Position	25
Proprietary Fund – Statement of Cash Flows	26
Fiduciary Funds – Statement of Net Position	27
Fiduciary Funds – Statement of Changes in Net Position	28
Notes to Financial Statements	29

II - REQUIRED SUPPLEMENTARY INFORMATION

General Fund – Budgetary Comparison Schedule	63
Schedule of Other Postemployment Benefits (OPEB) Funding Progress	64
Schedule of the District's Proportionate Share of the Net Pension Liability	65
Schedule of the District's Contributions for Pensions	66
Note to Required Supplementary Information	67

III - SUPPLEMENTARY INFORMATION

Schedule of Expenditures of Federal Awards	69
Local Education Agency Organization Structure	70
Schedule of Average Daily Attendance	71
Schedule of Instructional Time	72
Reconciliation of Annual Financial and Budget Report with Audited Financial Statements	73
Schedule of Financial Trends and Analysis	74
Schedule of Charter Schools	75
Combining Statements – Non-Major Governmental Funds	
Combining Balance Sheet	76
Combining Statement of Revenues, Expenditures, and Changes in Fund Balance	78
Note to Supplementary Information	80

IV - INDEPENDENT AUDITORS' REPORTS

Independent Auditors' Report on Internal Control Over Financial Reporting and on Compliance and Other Matters Based on an Audit of Financial Statements Performed in Accordance with <i>Government Auditing Standards</i>	83
Independent Auditors' Report on Compliance for Each Major Federal Program and Report on Internal Control over Compliance Required by OMB Circular A-133	85
Independent Auditors' Report on State Compliance	87

JEFFERSON ELEMENTARY SCHOOL DISTRICT

TABLE OF CONTENTS

JUNE 30, 2015

V - SCHEDULE OF FINDINGS AND QUESTIONED COSTS

Summary of Auditors' Results	91
Financial Statement Findings	92
Federal Award Findings and Questioned Costs	93
State Award Findings and Questioned Costs	94
Summary Schedule of Prior Audit Findings	95

I - Financial Section

[PAGE INTENTIONALLY LEFT BLANK]

Cichella & Tokunaga, LLP

Certified Public Accountants

4671 Golden Foothill Parkway ♦ El Dorado Hills, CA 95672
Voice: (877) 359-9588 ♦ Fax: (916) 941-7234

www.ctcpa.net

INDEPENDENT AUDITORS' REPORT

Governing Board
Jefferson Elementary School District
Tracy, California

Report on the Financial Statements

We have audited the accompanying financial statements of the governmental activities, each major fund, and the aggregate remaining fund information of the Jefferson Elementary School District (the District) as of and for the year ended June 30, 2015, and the related notes to the financial statements, which collectively comprise the District's basic financial statements as listed in the table of contents.

Management's Responsibility for the Financial Statements

Management is responsible for the preparation and fair presentation of these financial statements in accordance with accounting principles generally accepted in the United States of America; this includes the design, implementation, and maintenance of internal control relevant to the preparation and fair presentation of financial statements that are free from material misstatement, whether due to fraud or error.

Auditor's Responsibility

Our responsibility is to express opinions on these financial statements based on our audit. We conducted our audit in accordance with auditing standards generally accepted in the United States of America and the standards applicable to financial audits contained in *Government Auditing Standards*, issued by the Comptroller General of the United States; and *Standards and Procedures for Audits of California K-12 Local Education Agencies 2014-2015*, issued by the California Education Audit Appeals Panel. Those standards require that we plan and perform the audit to obtain reasonable assurance about whether the financial statements are free from material misstatement.

An audit involves performing procedures to obtain audit evidence about the amounts and disclosures in the financial statements. The procedures selected depend on the auditor's judgment, including the assessment of the risks of material misstatement of the financial statements, whether due to fraud or error. In making those risk assessments, the auditor considers internal control relevant to the District's preparation and fair presentation of the financial statements in order to design audit procedures that are appropriate in the circumstances, but not for the purpose of expressing an opinion on the effectiveness of the District's internal control. Accordingly, we express no such opinion. An audit also includes evaluating the appropriateness of accounting policies used and the reasonableness of significant accounting estimates made by management, as well as evaluating the overall presentation of the financial statements.

We believe that the audit evidence we have obtained is sufficient and appropriate to provide a basis for our audit opinions.

Opinions

In our opinion, the financial statements referred to above present fairly, in all material respects, the respective financial position of the governmental activities, each major fund, and the aggregate remaining fund information of the Jefferson Elementary School District, as of June 30, 2015, and the respective changes in financial position and, where applicable, cash flows thereof for the year then ended in accordance with accounting principles generally accepted in the United States of America.

Emphasis of Matter – Change in Accounting Principles

As discussed in Note 1 to the financial statements, in 2015 the District adopted new accounting guidance, *GASB Statement No. 68, Accounting and Financial Reporting for Pensions and GASB Statement No. 71, Pension Transition for Contributions Made Subsequent to the Measurement Date – an amendment of GASB Statement No. 68*. Our opinion is not modified with respect to this matter.

Other Matters

Required Supplementary Information

Accounting principles generally accepted in the United States of America require that the required supplementary information, such as management's discussion and analysis, budgetary comparison information, the Schedule of Other Postemployment Benefits (OPEB) Funding Progress and Schedules of District's Proportionate Share of Net Pension Liability, and Schedule of District's Contributions for Pensions be presented to supplement the basic financial statements. Such information, although not a part of the basic financial statements, is required by the Governmental Accounting Standards Board who considers it to be an essential part of financial reporting for placing the basic financial statements in an appropriate operational, economic, or historical context. We have applied certain limited procedures to the required supplementary information in accordance with auditing standards generally accepted in the United States of America, which consisted of inquiries of management about the methods of preparing the information and comparing the information for consistency with management's responses to our inquiries, the basic financial statements, and other knowledge we obtained during our audit of the basic financial statements. We do not express an opinion or provide any assurance on the information because the limited procedures do not provide us with sufficient evidence to express an opinion or provide any assurance.

Other Information

Our audit was conducted for the purpose of forming opinions on the financial statements that collectively comprise the Jefferson Elementary School District's basic financial statements. The accompanying supplementary information as listed in the table of contents including the schedule of expenditures of federal awards, as required by *Office of Management and Budget Circular A-133, Audits of States, Local Governments, and Non-Profit Organizations* is presented for purposes of additional analysis and is not a required part of the basic financial statements.

The accompanying supplementary information is the responsibility of management and was derived from and relates directly to the underlying accounting and other records used to prepare the basic financial statements. Such information has been subjected to the auditing procedures applied in the audit of the basic financial statements and certain additional procedures, including comparing and reconciling such information directly to the underlying accounting and other records used to prepare the basic financial statements or to the basic financial statements themselves, and other additional procedures in accordance with auditing standards generally accepted in the United States of America. In our opinion, the accompanying supplementary information is fairly stated, in all material respects, in relation to the basic financial statements as a whole.

Other Reporting Required by *Government Auditing Standards*

In accordance with *Government Auditing Standards*, we have also issued our report dated December 3, 2015, on our consideration of the Jefferson Elementary School District's internal control over financial reporting and on our tests of its compliance with certain provisions of laws, regulations, contracts, and grant agreements and other matters. The purpose of that report is to describe the scope of our testing of internal control over financial reporting and compliance and the results of that testing, and not to provide an opinion on internal control over financial reporting or on compliance. That report is an integral part of an audit performed in accordance with *Government Auditing Standards* in considering Jefferson Elementary School District's internal control over financial reporting and compliance.



El Dorado Hills, California
December 3, 2015



This section of Jefferson Elementary School District's (the "District") 2014-2015 annual financial report presents our discussion and analysis of the District's financial performance during the fiscal year that ended on June 30, 2015. Please read it in conjunction with the District's financial statements, which immediately follow this section. A comparative analysis has been included in this financial statement in accordance with the Governmental Accounting Standards Board Statement (GASB) No. 34.

OVERVIEW OF THE FINANCIAL STATEMENTS

The Financial Statements

The financial statements presented herein include all of the activities of the District and its component units using the integrated approach as prescribed by Governmental Accounting Standards Board (GASB) Statement No. 34.

The *Government-Wide Financial Statements* present the financial picture of the District from the economic resources measurement focus using the accrual basis of accounting. These statements include all assets of the District as well as all liabilities (including long-term debt).

The *Governmental Activities* are prepared using the current financial resources measurement focus and modified accrual basis of accounting.

The *Fund Financial Statements* include statements for each of the three categories of activities: governmental, proprietary and fiduciary.

The *Proprietary Activities* are prepared using the economic resources measurement focus and the accrual basis of accounting.

The *Fiduciary Activities* include the retiree benefits trust fund and agency funds. The agency funds report a balance sheet and do not have a measurement focus. The retiree benefit trust uses the current financial resources measurement focus.

Reconciliation of the Fund Financial Statements to the Government-Wide Financial Statements is provided to explain the differences created by the integrated approach.

The Primary unit of government is the Jefferson Elementary School District. The District does have a Mello Roos Capital Facilities District Component Unit.

JEFFERSON ELEMENTARY SCHOOL DISTRICT

MANAGEMENT'S DISCUSSION AND ANALYSIS

JUNE 30, 2015

FINANCIAL HIGHLIGHTS OF THE PAST YEAR

Total revenue and income received for 2014-15 was \$20.4 million, up \$1.2 million from 2013-14. Jefferson School District receives 70% of its revenue from the State based on the Local Control Funding Formula (LCFF). The remaining 30% comes from Lottery, State and Federal grants and interest income. The change in revenue is primarily due to changes in increased State revenue.

Jefferson School District reported P2 ADA of 2,359, including students attending COE programs.

REPORTING THE DISTRICT AS A WHOLE

The Statement of Net Position and the Statement of Activities

The Statement of Net Position and the Statement of Activities report information about the District as a whole and about its activities. These statements include all assets and liabilities of the District using the accrual basis of accounting, which is similar to the accounting used by most private-sector companies. All of the current year's revenues and expenses are taken into account regardless of when cash is received or paid.

These two statements report the District's net position and changes in them. Net position is the difference between assets and liabilities, one way to measure the District's financial health, or *financial position*. Over time, *increases or decreases* in the District's net position is one indicator of whether its *financial health* is improving or deteriorating. Other factors to consider are changes in the District's property tax base and the condition of the District's facilities.

The relationship between revenues and expenses is the District's *operating results*. Since the governing board's responsibility is to provide services to our students and not to generate profit as commercial entities do, one must consider other factors when evaluating the overall health of the District. The quality of the education and the safety of our schools will likely be an important component in this evaluation.

In the *Statement of Net Position* and the *Statement of Activities*, we present the District activities as follows:

Governmental Activities – All of the District's services are reported in this category. This includes the education of kindergarten through grade eight students, the operation of child development activities, and the on-going effort to improve and maintain buildings and sites. Property taxes, state income taxes, user fees, interest income, Federal, State and local grants, as well as certificates of participation, finance these activities.

JEFFERSON ELEMENTARY SCHOOL DISTRICT

MANAGEMENT'S DISCUSSION AND ANALYSIS

JUNE 30, 2015

REPORTING THE DISTRICT'S MOST SIGNIFICANT FUNDS

Fund Financial Statements

The fund financial statements provide detailed information about the most significant funds – not the District as a whole. Some funds are required to be established by State law and by bond covenants. However, management establishes many other funds to help it control and manage money for particular purposes or to show that it is meeting legal responsibilities for using certain taxes, grants, and other money that it receives from the U.S. Department of Education.

Governmental Funds – The District's basic services are reported in governmental funds, which focus on how money flows into and out of those funds and the balances left at year-end that are available for spending. These funds are reported using an accounting method called modified accrual accounting, which measures cash and all other financial assets that can readily be converted to cash. The governmental fund statements provide a detailed short-term view of the District's general government operations and the basic services it provides. Government fund information helps determine whether there are more or fewer financial resources that can be spent in the near future to finance the District's programs. The difference of results in the governmental fund financial statements to those in the government-wide financial statements are explained in a reconciliation following each governmental fund financial statement.

Proprietary Funds – When the District charges users for the service it provides, whether to outside customers or to other departments within the District, these services are generally reported in proprietary funds. Proprietary funds are reported in the same way that all activities are reported in the *Statement of Net Position* and the *Statement of Revenue, Expenses and Changes in Fund Net Position*. We use internal service funds (a type of proprietary fund) to report activities that provide supplies and services for the District's other programs and activities – such as the District's Self-Insurance Fund. The internal service funds are reported with governmental activities in the government-wide financial statements.

THE DISTRICT AS A TRUSTEE

Reporting the District's Fiduciary Responsibilities

The District is the trustee, or fiduciary, for funds held on behalf of others, like our funds for associated student body activities. The District's fiduciary activities are reported in the Statement of Fiduciary Net Position. We exclude these activities from the District's other financial statements because the District cannot use these assets to finance its operations. The District is responsible for ensuring that the assets reported in these funds are used for their intended purposes.

JEFFERSON ELEMENTARY SCHOOL DISTRICT

MANAGEMENT'S DISCUSSION AND ANALYSIS

JUNE 30, 2015

FINANCIAL HIGHLIGHTS

THE DISTRICT AS A WHOLE

Net Position

The District's net position was \$19.9 million for the fiscal year ended June 30, 2015. Of this amount, \$(10.6) million were unrestricted. Restricted net position is reported separately to show legal constraints from debt covenants and enabling legislation that limit the School Board's ability to use the net position for day-to-day operations. In addition, the increase in long-term obligations and deferred inflows and outflows of resources is directly related to the implementations of GASB statements No. 68 and No. 71 related to the recording of pension related obligations. Refer to Note 15 for further discussion. Our analysis below focuses on the net position (Table 1); and the change in net position (Table 2); of the District's governmental activities.

Table 1

(Amounts in millions)

	Governmental Activities	
	2015	2014
Assets		
Current and other assets	\$ 24.5	\$ 34.6
Capital assets	50.9	36.5
Total Assets	75.4	71.1
Deferred outflows of resources		
Deferred outflows - pensions	1.1	-
Liabilities		
Current liabilities	2.5	1.3
Long-term liabilities	36.0	30.8
Net pension liabilities	14.3	
Total Liabilities	52.8	32.1
Deferred inflows of resources		
Deferred inflows - pensions	3.8	-
Net Position		
Invested in capital assets, net of related debt	15.1	5.6
Restricted	15.4	29.7
Unrestricted	(10.6)	3.7
Total Net Position	\$ 19.9	\$ 39.0

JEFFERSON ELEMENTARY SCHOOL DISTRICT

MANAGEMENT'S DISCUSSION AND ANALYSIS

JUNE 30, 2015

The \$(10.6) million in unrestricted net position of governmental activities represent the accumulated results of all past years' operations. The June 30, 2015 unrestricted net position decreased 14.3 million as compared to June 30, 2014. Refer to Note 15 for further discussion.

Changes in Net Position

The results of this year's operations for the District as a whole are reported in the Statement of Activities on page 18. Table 2 takes the information from the Statement, rounds off the numbers, and rearranges them slightly so you can see our total revenues and expenses for the year.

Table 2

(Amounts in millions)

	Governmental Activities	
	2015	2014
Revenues		
Program revenues:		
Charges for services	\$ 0.3	\$ 0.4
Operating grants and contributions	2.4	2.6
General revenues:		
Federal and State aid not restricted	13.2	12.3
Property taxes	3.9	3.5
Other general revenues	0.6	0.4
Total Revenues	20.4	19.2
Expenses		
Instruction-related	15.6	15.0
Pupil services	1.5	1.6
Administration	1.5	1.3
Plant services	1.7	1.7
Other	2.3	1.8
Total Expenses	22.6	21.4
Change in Net Position	(2.2)	(2.2)
Net position, beginning of year -as restated	22.1	41.2
Net position - ending	\$ 19.9	\$ 39.0

Governmental Activities

As reported in the *Statement of Activities* on page 18, the cost of all of our governmental activities for the years ended June 30, 2015 and 2014 were \$22.6 million and \$21.4 million, respectively. However, the amount that our taxpayers ultimately financed for these activities through local taxes was only \$3.9 million and \$3.5 million, respectively, because the cost was paid by those who benefited from the programs (\$0.3 million and \$0.4 million, respectively) or by other governments and organizations who subsidized certain programs with grants and contributions (\$2.4 million and \$2.6 million respectively). We paid for the remaining "public benefit" portions of

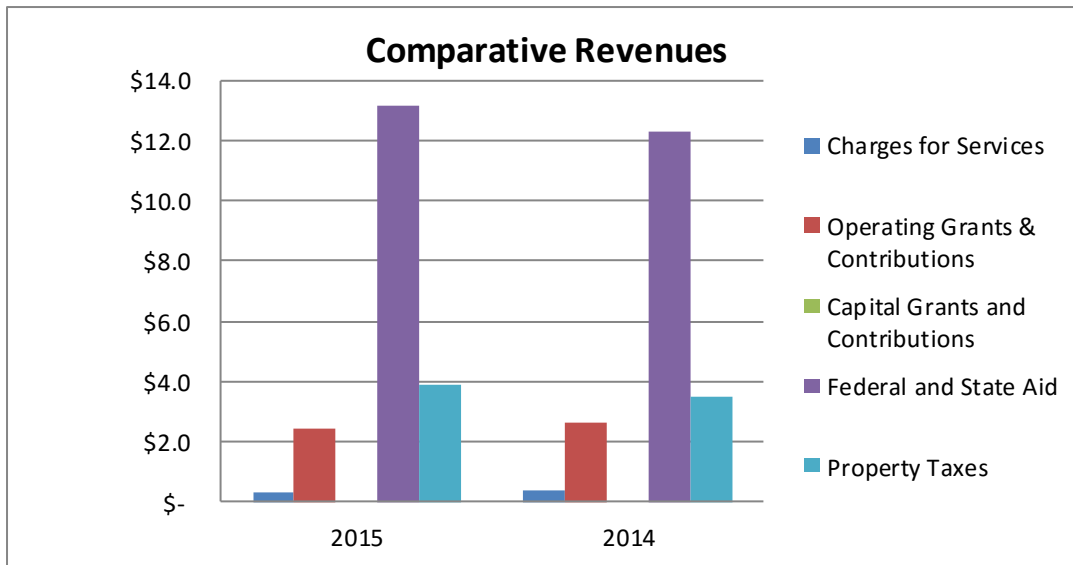
JEFFERSON ELEMENTARY SCHOOL DISTRICT

**MANAGEMENT'S DISCUSSION AND ANALYSIS
JUNE 30, 2015**

our governmental activities with \$13.2 and \$12.3 million, respectively, in other Federal and State sources, and \$0.3 million and \$0.4 million, respectively, in other revenues, like interest and general entitlements.

Schedule of Revenues for Governmental Functions

(Amounts in millions)	2015	Percent of Total	2014	Percent of Total
Revenues				
Program revenues:				
Charges for services and sales	\$ 0.3	1.47%	\$ 0.4	2.08%
Operating grants and contributions	2.4	11.76%	2.6	13.54%
Capital grants and contributions	-	0.00%	-	0.00%
General revenues:				
Federal and State aid not restricted	13.2	64.71%	12.3	64.07%
Property taxes	3.9	19.12%	3.5	18.23%
Other Revenues	0.6	2.94%	0.4	2.08%
Total Revenues	\$ 20.4	100.00%	\$ 19.2	100.00%



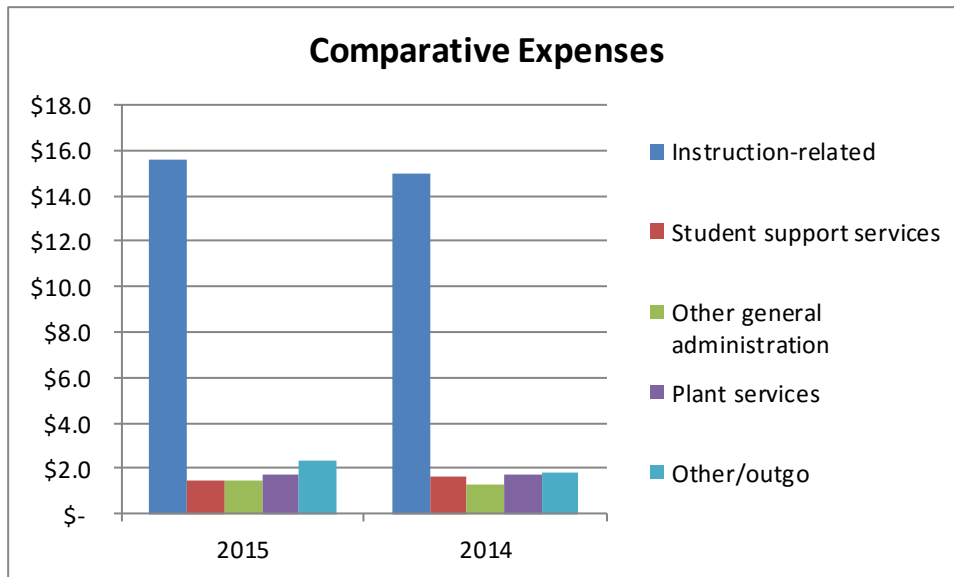
JEFFERSON ELEMENTARY SCHOOL DISTRICT

**MANAGEMENT'S DISCUSSION AND ANALYSIS
JUNE 30, 2015**

Schedule of Expenses for Governmental Functions

(Amounts in millions)

Expenses	2015	Percent of	2014	Percent of
		Total		Total
Instruction-related	\$ 15.6	69.02%	\$ 15.0	70.09%
Student support services	1.5	6.64%	1.6	7.48%
Other general administration	1.5	6.64%	1.3	6.08%
Plant services	1.7	7.52%	1.7	7.94%
Other/outgo	2.3	10.18%	1.8	8.41%
Total Expenses	\$ 22.6	100.00%	\$ 21.4	100.00%



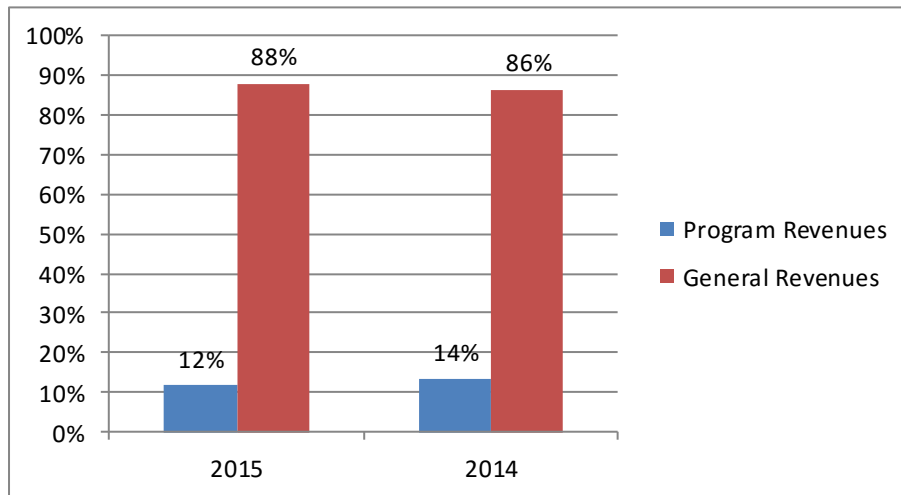
JEFFERSON ELEMENTARY SCHOOL DISTRICT

**MANAGEMENT'S DISCUSSION AND ANALYSIS
JUNE 30, 2015**

In Table 3, we have presented the net cost of each of the District's five largest functions – instruction, administration, pupil services, plant services, and other services. As discussed above, net cost shows the financial burden that was placed on the District's taxpayers by each of these functions. Providing this information allows our citizens to consider the cost of each function in comparison to the benefits they believe are provided by that function.

Table 3

(Amounts in millions)	Total Cost of Services		Net Cost of Services	
	2015	2014	2015	2014
Instruction	\$ 15.6	\$ 15.0	\$ 13.9	\$ 13.3
Pupil Services	1.5	1.6	0.7	0.6
Administration	1.5	1.3	1.4	1.3
Plant services	1.7	1.7	1.7	1.7
Other	2.3	1.8	2.2	1.6
Total	\$ 22.6	\$ 21.4	\$ 19.9	\$ 18.5



JEFFERSON ELEMENTARY SCHOOL DISTRICT

MANAGEMENT'S DISCUSSION AND ANALYSIS JUNE 30, 2015

THE DISTRICT'S FUNDS

As the District completed this year, our governmental funds reported a combined fund balance of \$22.3 million, which is a decrease of \$11.4 million from last year.

Table 4

	Balances and Activity			
	July 1, 2014	Revenues	Expenditures	June 30, 2015
General	\$ 7,640,046	\$ 18,704,635	\$ 18,547,942	\$ 7,796,739
Building Fund	23,394,671	3,668,375	15,135,029	11,928,017
Cafeteria	193,321	738,918	703,644	228,595
Deferred Maintenance	505,836	170,244	77,073	599,007
Pupil Transportation	234,581	20,687	-	255,268
Capital Projects Blended Component Unit	58,143	164	-	58,307
County School Facilities	5,594	14	-	5,608
Bond Interest and Redemption Fund	296,390	572,992	474,314	395,068
Capital Facilities	1,333,640	251,535	551,119	1,034,056
Total	\$ 33,662,222	\$ 24,127,564	\$ 35,489,121	\$ 22,300,665

The primary reasons for these changes are:

The Building Fund decreased due to expenditures related to the Jefferson School modernization and Traina gymnasium projects.

The Capital Facilities fund decreased due to expenditures related to establishing a temporary campus at the Hawkins School site. This site housed Jefferson students during the modernization of their home school.

General Fund Budgetary Highlights

Over the course of the year, the District revises its budget as it attempts to deal with unexpected changes in revenues and expenditures. The final amendment to the budget was adopted on June 16, 2015. A schedule showing the District's original and final budget amounts compared with amounts actually paid and received is provided in our annual report on page 63.

The District originally projected revenues of approximately \$17.8 million. The revised budget projected revenues of \$18.3 million, an increase of approximately \$0.5 million.

JEFFERSON ELEMENTARY SCHOOL DISTRICT

MANAGEMENT'S DISCUSSION AND ANALYSIS

JUNE 30, 2015

CAPITAL ASSET AND DEBT ADMINISTRATION

Capital Assets

At June 30, 2015, the District had \$50.9 million (net of accumulated depreciation) in a broad range of capital assets, including land, buildings, and furniture and equipment. This amount is consistent with prior years.

Table 5

	Capital Assets	
	2015	2014
Land	\$ 5,825,263	\$ 5,825,263
Construction in progress	17,261,876	2,171,284
Building and improvements	27,881,850	28,409,509
Equipment	-	82,592
Totals	\$ 50,968,989	\$ 36,488,648

Long-Term Obligations

At June 30, 2015, the District had \$50.4 million in long-term liabilities. The District's overall long-term obligations are summarized in Table 6.

Table 6

	Long-Term Obligations	
	2015	Restated ¹ 2014
General Obligation Bonds	\$ 35,767,725	\$ 30,702,621
Premiums, net of Amortization	163,865	169,023
Capitalized lease obligations	-	27,914
Other	51,872	52,474
Net pension liability	14,370,191	17,928,662
Totals	\$ 50,353,653	\$ 48,880,694

¹ The 2014 balance has been restated by \$17,928,662 for the net pension liability as result of implementing GASB 68.

We present more detailed information regarding our long-term obligations in Note 8 of the financial statements.

JEFFERSON ELEMENTARY SCHOOL DISTRICT

MANAGEMENT'S DISCUSSION AND ANALYSIS

JUNE 30, 2015

SIGNIFICANT ACCOMPLISHMENTS OF FISCAL YEAR 2014-2015 ARE NOTED BELOW:

- The Traina Gymnasium project began this year, while the modernization of Jefferson School continued. Jefferson School will be complete and students will return to the Linne Road site on January 5, 2016. The Gymnasium will be completed in early 2016.
- Updates about planned, in process and completed Measure J projects can be found on our website: www.jeffersonschooldistrict.com.

ECONOMIC FACTORS AND NEXT YEAR'S BUDGET ASSUMPTIONS

The District used the following assumptions in constructing the 2015/16 fiscal year budget. The information provided below is current as of July 1, 2015.

Local Control Fund Formula (LCFF)

The Local Control Funding Formula (LCFF) which is the new finance system for K-12 education. The LCFF provides base, supplemental, and concentration grants in place of most previously existing funding sources, including revenue limits and most state categorical programs. As part of the LCFF, the district will be required to develop, adopt, and annually update three-year Local Control and Accountability Plan (LCAP) using a template adopted by the California State Board of Education.

The key assumptions in our revenue forecast at budget were:

- Increased revenue related to the implementation of Local Control Funding Formula.
- Planning for declining enrollment of 60 students per year due to enrollment declines at all school sites. Enrollment and average daily attendance are updated at each reporting period.
- Maintaining class size reduction funding by ensuring class sizes in grades K-3 do not exceed 1:24 ratio.

Expenditures are based on the following forecasts:

	<u>Staffing Ratio</u>	<u>Enrollment</u>
Grades kindergarten through third	1:23	918
Grades four through eight	1:30	1,416

The key assumptions in our expenditure forecast are:

- Including expenses related to our Local Control and Accountability Plan in our expenditures.
- Including Step & Column salary increases of 1.48% for certificated and 1.27% for classified.
- Health and welfare budgeted at \$10,000 cap at budget.
- Adjusting for increased employer contribution for STRS & PERS.

JEFFERSON ELEMENTARY SCHOOL DISTRICT

MANAGEMENT'S DISCUSSION AND ANALYSIS

JUNE 30, 2015

CONTACTING THE DISTRICT'S FINANCIAL MANAGEMENT

This financial report is designed to provide our citizens, taxpayers, students, and investors and creditors with a general overview of the District's finances and to show the District's accountability for the money it receives. If you have questions about this report or need any additional financial information, contact Mindy Maxedon, Chief Business Officer, Business Services, at Jefferson Elementary School District, 1219 Whispering Wind Road, Tracy, California, 95377, mmaxedon@sjcoe.net.

JEFFERSON ELEMENTARY SCHOOL DISTRICT

**STATEMENT OF NET POSITION
FOR THE YEAR ENDED JUNE 30, 2015**

	<u>Governmental Activities</u>
ASSETS	
Deposits and investments	\$ 23,914,363
Receivables	540,748
Stores inventories	4,763
Capital assets	62,644,171
Less: Accumulated depreciation	(11,675,182)
Total Assets	<u>75,428,863</u>
DEFERRED OUTFLOWS OF RESOURCES	
Deferred outflows - Related to pensions	<u>1,085,756</u>
LIABILITIES	
Accounts payable	2,089,023
Interest payable	395,521
Unearned revenue	20,240
Current portion of long-term obligations	30,158
Noncurrent portion of long-term obligations	50,323,495
Total Liabilities	<u>52,858,437</u>
DEFERRED INFLOWS OF RESOURCES	
Deferred inflows- Related to pensions	<u>3,787,475</u>
NET POSITION	
Invested in capital assets, net of related debt	15,107,329
Restricted for:	
Debt service	395,068
Educational programs	850,756
Capital projects	13,025,988
Other activities	1,082,870
Unrestricted	(10,593,304)
Total Net Position	<u>\$ 19,868,707</u>

JEFFERSON ELEMENTARY SCHOOL DISTRICT

**STATEMENT OF ACTIVITIES
FOR THE YEAR ENDED JUNE 30, 2015**

Functions/Programs	Expenses	Program Revenues			Net (Expenses)
		Charges for Services and Sales	Operating Grants and Contributions	Capital Grants and Contributions	Revenues and Changes in Net Position
					Governmental Activities
Governmental Activities:					
Instruction	\$ 13,659,571	\$ 4,411	\$ 1,415,026	\$ 14	\$ (12,240,120)
Instruction-related activities:					
Supervision of instruction	156,730	-	95,894	-	(60,836)
Instructional library, media, and technology	253,286	522	5,227	-	(247,537)
School site administration	1,468,279	314	99,018	-	(1,368,947)
Pupil services:					
Home-to-school transportation	247,311	134	1,291	-	(245,886)
Food services	707,611	325,628	364,159	-	(17,824)
All other pupil services	583,111	-	180,899	-	(402,212)
Administration:					
All other administration	1,335,087	-	-	-	(1,335,087)
Data processing services	136,065	-	41,023	-	(95,042)
Plant services	1,735,877	2,930	28,254	-	(1,704,693)
Ancillary services	33,639	-	610	-	(33,029)
Enterprise Activities	6,522	-	-	-	(6,522)
Interest on long-term obligations	1,810,363	-	-	-	(1,810,363)
Other outgo	476,154	13,674	176,591	-	(285,889)
Total Governmental Activities	\$ 22,609,606	\$ 347,613	\$ 2,407,992	\$ 14	(19,853,987)
General revenues and subventions:					
					3,329,136
Property taxes, levied for general purposes					572,581
Taxes levied for debt services					2,709
Taxes levied for other specific purposes					13,244,254
Federal and State aid not restricted to specific purposes					24,268
Interest and investment earnings					5,759
Interagency revenues					490,783
Miscellaneous					
Subtotal, General Revenues					17,669,490
Change in Net Position					(2,184,497)
Net position - beginning - as previously reported					38,963,005
Cumulative effect of change in accounting principles					(16,909,801)
Net position, beginning of year -as restated					22,053,204
Net position - ending					\$ 19,868,707

JEFFERSON ELEMENTARY SCHOOL DISTRICT

**GOVERNMENTAL FUNDS – BALANCE SHEET
JUNE 30, 2015**

	<u>General Fund</u>	<u>Building Fund</u>	<u>Non-Major Governmental Funds</u>	<u>Total Governmental Funds</u>
ASSETS				
Deposits and investments	\$ 7,907,888	\$ 13,378,414	\$ 2,578,155	\$ 23,864,457
Receivables	526,605	12,396	1,707	540,708
Stores inventories	-	-	4,763	4,763
Total Assets	<u>8,434,493</u>	<u>13,390,810</u>	<u>2,584,625</u>	<u>24,409,928</u>
LIABILITIES AND FUND BALANCES				
Liabilities:				
Accounts payable	617,514	1,462,793	8,716	2,089,023
Unearned revenue	20,240	-	-	20,240
Total Liabilities	<u>637,754</u>	<u>1,462,793</u>	<u>8,716</u>	<u>2,109,263</u>
Fund Balances:				
Nonspendable	5,000	-	4,763	9,763
Restricted	845,756	11,928,017	1,716,871	14,490,644
Committed	-	-	-	-
Assigned	3,290,521	-	854,275	4,144,796
Unassigned	3,655,462	-	-	3,655,462
Total Fund Balance	<u>7,796,739</u>	<u>11,928,017</u>	<u>2,575,909</u>	<u>22,300,665</u>
Total Liabilities and Fund Balances	<u>\$ 8,434,493</u>	<u>\$ 13,390,810</u>	<u>\$ 2,584,625</u>	<u>\$ 24,409,928</u>

JEFFERSON ELEMENTARY SCHOOL DISTRICT

**RECONCILIATION OF THE GOVERNMENTAL FUNDS BALANCE SHEET
TO THE STATEMENT OF NET POSITION
JUNE 30, 2015**

Total Fund Balance - Governmental Funds		\$ 22,300,665
Amounts Reported for Governmental Activities in the Statement of Net Position are Different Because:		
Capital assets used in governmental activities are not financial resources and, therefore, are not reported as assets in governmental funds.		
The cost of capital assets is	\$ 62,644,171	
Accumulated depreciation is	<u>(11,675,182)</u>	
Net Capital Assets		50,968,989
In governmental funds, unmatured interest on long-term obligations is recognized in the period when it is due. On the government-wide statements unmatured interest on long-term obligations is recognized when it is incurred.		(395,521)
In governmental funds, deferred outflows and inflows of resources related to pensions are applicable to future periods and, therefore, are not reported in the funds. In the statement of net position, deferred outflows and inflows of resources relating to pensions are reported.		
Deferred outflows of resources related to pensions.		1,085,756
Deferred inflows of resources related to pensions		(3,787,475)
An internal service fund is used by the District's management to charge the costs of the workers' compensation insurance program to the individual funds. The assets and liabilities of the internal service fund are included with governmental activities.		49,946
Long-term obligations are not due and payable in the current period and, therefore, are not reported as liabilities in the funds.		
Long-term obligations at year-end consist of:		
Bonds payable	35,767,725	
Bond premium, net of amortization	163,865	
Compensated absences (vacations)	51,872	
Net pension liability	<u>14,370,191</u>	
Total Long-Term Obligations		<u>(50,353,653)</u>
Total Net Position - Governmental Activities		<u>\$ 19,868,707</u>

The accompanying notes are an integral part of these financial statements.

JEFFERSON ELEMENTARY SCHOOL DISTRICT

**GOVERNMENTAL FUNDS
STATEMENT OF REVENUES, EXPENDITURES, AND CHANGES IN FUND BALANCE
FOR THE YEAR ENDED JUNE 30, 2015**

	General Fund	Building Fund	Non Major Governmental Funds	Total Governmental Funds
REVENUES				
LCFF sources	\$ 15,908,859	\$ -	\$ 84,407	\$ 15,993,266
Federal sources	719,803	-	386,518	1,106,321
Other State sources	1,273,153	-	30,497	1,303,650
Other local sources	802,820	68,375	1,148,725	2,019,920
Total Revenues	18,704,635	68,375	1,650,147	20,423,157
EXPENDITURES				
Current				
Instruction	12,534,941	-	-	12,534,941
Instruction-related activities:				
Supervision of instruction	155,092	-	-	155,092
Instructional library, media and technology	250,194	-	-	250,194
School site administration	1,453,281	-	-	1,453,281
Pupil services:				
Home-to-school transportation	244,900	-	-	244,900
Food services	-	-	703,644	703,644
All other pupil services	579,983	-	-	579,983
Administration:				
All other administration	1,238,187	-	-	1,238,187
Data processing services	136,065	-	-	136,065
Plant services	1,548,572	-	178,698	1,727,270
Facility acquisition and construction	6,742	15,135,029	449,494	15,591,265
Ancillary services	33,493	-	-	33,493
Other outgo	262,085	-	-	262,085
Debt service				
Principal	-	-	85,000	85,000
Interest and other	-	-	389,314	389,314
Total Expenditures	18,443,535	15,135,029	1,806,150	35,384,714
Excess (Deficiency) of Revenues				
Over Expenditures	261,100	(15,066,654)	(156,003)	(14,961,557)
Other Financing Sources (Uses)				
Transfers in	-	-	104,407	104,407
Other Sources	-	3,600,000	-	3,600,000
Transfers out	(104,407)	-	-	(104,407)
Net Financing Sources (Uses)	(104,407)	3,600,000	104,407	3,600,000
NET CHANGE IN FUND BALANCES	156,693	(11,466,654)	(51,596)	(11,361,557)
Fund Balance - Beginning	7,640,046	23,394,671	2,627,505	33,662,222
Fund Balance - Ending	\$ 7,796,739	\$ 11,928,017	\$ 2,575,909	\$ 22,300,665

The accompanying notes are an integral part of these financial statements.

JEFFERSON ELEMENTARY SCHOOL DISTRICT

**RECONCILIATION OF THE GOVERNMENTAL FUNDS STATEMENT OF REVENUES, EXPENDITURES, AND CHANGES IN FUND BALANCES TO THE STATEMENT OF ACTIVITIES
JUNE 30, 2015**

Total Changes in the Fund Balance - Governmental Funds	\$ (11,361,557)
Amounts Reported for Governmental Activities in the Statement of	
Activities are Different Because:	
Capital outlays to purchase or build capital assets are reported in governmental funds as expenditures; however, for governmental activities, those costs are shown in the statement of net assets and allocated over their estimated useful lives as annual depreciation	
This is the amount by which capital outlays exceeds depreciation in the period.	
Depreciation expense	\$ (499,684)
Capital outlays	<u>15,591,265</u>
Net Expense Adjustment	15,091,581
In the statement of activities, certain operating expenses - compensated absences (vacations) are measured by the amounts earned during the year. In the governmental funds, however, expenditures for these items are measured by the amount of financial resources used (essentially, the amounts actually paid). At year-end, compensated absences earned was greater than amounts used.	
	602
Disposal of capital assets are reported as revenue and as gain or loss in the statement of activities.	
	(611,240)
Accreted interest on capital appreciation bonds is accrued as long-term debt in the government-wide financials, increasing interest expense.	
	(1,321,035)
In governmental funds, proceeds from debt are recognized as revenue. In the government-wide statements, proceeds from debt are reported as increases to liabilities.	
	(3,814,069)
Bond premiums are revenue in the governmental funds in the year bonds are issued, but are recorded as a long-term liability and amortized over the term of the bonds in the statement of net position.	
	5,158
Capital lease payments are expenditures in the governmental funds. However, the capital lease payments are not expenses in the statement of activities, but instead reduce the long-term liabilities in government wide financial statements.	
	27,914
Payment of principal on long-term liabilities is an expenditure in the governmental funds, but it reduces long-term liabilities in the statement of net position and does not affect the statement of activities.	
	70,000
Interest on long-term obligations is recorded as an expenditure in the funds when it is due; however, in the statement of activities, interest expense is recognized as the interest accrues, regardless of when it is due. This is the net change in interest expense.	
	(105,172)
An internal service fund is used by the District's management to charge the costs of the workers' compensation insurance program to the individual funds.	
	(4,570)

The accompanying notes are an integral part of these financial statements.

JEFFERSON ELEMENTARY SCHOOL DISTRICT

**RECONCILIATION OF THE GOVERNMENTAL FUNDS STATEMENT OF
REVENUES, EXPENDITURES, AND CHANGES IN FUND BALANCES
TO THE STATEMENT OF ACTIVITIES (CONTINUED)
JUNE 30, 2015**

Governmental funds report district pension contributions as expenditures.
However in the Statement of Activities, the cost of pension benefits earned
net of employee contributions is reported as pension expense.

District pension contributions	1,085,756	
Cost of benefits earned net of employee contributions	<u>(1,247,865)</u>	<u>(162,109)</u>
Change in Net Position of Governmental Activities		<u>\$ (2,184,497)</u>

JEFFERSON ELEMENTARY SCHOOL DISTRICT

**PROPRIETARY FUND
STATEMENT OF NET POSITION
JUNE 30, 2015**

	Governmental Activities - Internal Service Fund
ASSETS	
Current Assets	
Deposits and investments	\$ 49,906
Receivables	40
Total Current Assets	<u>49,946</u>
NET POSITION	
Unrestricted	49,946
Total Net Position	<u>\$ 49,946</u>

The accompanying notes are an integral part of these financial statements.

JEFFERSON ELEMENTARY SCHOOL DISTRICT

**PROPRIETARY FUND
STATEMENT OF REVENUES, EXPENSES, AND CHANGES
IN FUND NET POSITION
FOR THE YEAR ENDED JUNE 30, 2015**

	Governmental Activities - Internal Service Fund
OPERATING REVENUES	
Local and intermediate sources	\$ 1,799
Total Operating Revenues	<u>1,799</u>
OPERATING EXPENSES	
Services and other operating cost	6,522
Total Operating Expenses	<u>6,522</u>
Operating Income (Loss)	<u>(4,723)</u>
NONOPERATING REVENUES (EXPENSES)	
Interest income	153
Total Nonoperating Revenues (Expenses)	<u>153</u>
Income (Loss) Before Capital Contributions	<u>(4,570)</u>
Change in Net Position	<u>(4,570)</u>
Total Net Position - Beginning	54,516
Total Net Position - Ending	<u>\$ 49,946</u>

The accompanying notes are an integral part of these financial statements.

JEFFERSON ELEMENTARY SCHOOL DISTRICT

**PROPRIETARY FUND
STATEMENT OF CASH FLOWS
JUNE 30, 2015**

	Governmental Activities - Internal Service Fund
CASH FLOWS FROM OPERATING ACTIVITIES	
Cash from Local Revenue	\$ 1,799
Cash payments to suppliers for goods and services	(6,528)
Net Cash Used by Operating Activities	<u>(4,729)</u>
 CASH FLOWS FROM INVESTING ACTIVITIES	
Interest on investments	<u>153</u>
Net Cash Provided (Used) from Investing Activities	<u>153</u>
Net Decrease in Cash and Cash Equivalents	(4,576)
Cash and Cash Equivalents - Beginning	54,482
Cash and Cash Equivalents - Ending	<u>\$ 49,906</u>
 RECONCILIATION OF OPERATING INCOME (LOSS) TO NET CASH PROVIDED (USED) BY OPERATING ACTIVITIES	
Changes in assets and liabilities:	
Accounts receivable	<u>(6)</u>
NET CASH USED BY OPERATING ACTIVITIES	<u>\$ (6)</u>

The accompanying notes are an integral part of these financial statements.

JEFFERSON ELEMENTARY SCHOOL DISTRICT

**FIDUCIARY FUND
STATEMENT OF NET POSITION
JUNE 30, 2015**

	Retiree Benefits Trust	Scholarship Trust	Agency Funds (ASB)	Total
ASSETS				
Deposits and investments	\$ 237,704	\$ 3,266	\$ 52,424	\$ 293,394
Receivables	192	-	-	192
Total Assets	237,896	3,266	52,424	293,586
LIABILITIES				
Accounts payable	-	-	-	-
Due to student groups	-	-	52,424	52,424
Total Liabilities	-	-	\$ 52,424	\$ 52,424
NET POSITION				
Unreserved	237,896	3,266	-	241,162
Total Net Position	\$ 237,896	\$ 3,266	-	\$241,162

The accompanying notes are an integral part of these financial statements.

JEFFERSON ELEMENTARY SCHOOL DISTRICT

**FIDUCIARY FUND
STATEMENT OF CHANGES IN NET POSITION
JUNE 30, 2015**

	Retiree Benefits Trust	Scholarship Trust	Total
ADDITIONS			
Private donations	\$ -	\$ 3,266	\$ 3,266
District contributions	74,091	-	74,091
Interest and investment earnings	649	-	649
Total Additions	74,740	3,266	78,006
DEDUCTIONS			
Other expenditures	74,388	-	74,388
Total Deductions	74,388	-	74,388
Change in Net Position	352	3,266	3,618
Net Position - Beginning	237,544	-	237,544
Net Position - Ending	\$ 237,896	\$ 3,266	\$241,162

The accompanying notes are an integral part of these financial statements.

JEFFERSON ELEMENTARY SCHOOL DISTRICT

NOTES TO FINANCIAL STATEMENTS

JUNE 30, 2015

NOTE 1 – SUMMARY OF SIGNIFICANT ACCOUNTING POLICIES

Financial Reporting Entity

The Jefferson Elementary School District was organized in June 1870 under the laws of the State of California. The District operates under a locally elected five-member Board form of government and provides educational services to grades K-8 as mandated by the State and/or Federal agencies. The District operates three elementary and one middle school.

A reporting entity is comprised of the primary government, component units, and other organizations that are included to ensure the financial statements are not misleading. The primary government of the District consists of all funds, departments, boards, and agencies that are not legally separate from the District. For Jefferson Elementary School District, this includes general operations, food service, and student related activities of the District.

Component Units

Component units are legally separate organizations for which the District is financially responsible. Component units may also include organizations that are fiscally dependent on the District, in that the District approves their budget, the issuance of their debt or the levying of their taxes. In addition, component units are other legally separate organizations for which the District is not financially accountable but the nature and significance of the organization's relationship with the District is such that exclusion would cause the District's financial statements to be misleading or incomplete. For financial reporting purposes, the component unit discussed below is reported in the District's financial statements because of the significance of its relationship with the District. The component unit, although a legally separate entity, is reported in the financial statements using the blended presentation method as if it were part of the District's operations because the governing board of the component unit is essentially the same as the governing board of the District and because its purpose is to finance the construction of facilities to be used for the benefit of the District.

The Community Facilities District No. 1 (CFD) was formed under the provisions of the Mello-Roos Community Facilities Act of 1982, was amended by Chapter 2.5, Part I, Division 2, Title 5 of the Government Code of the State of California established March 30, 1989. For financial presentation, the CFD's financial activity has been blended or combined with the financial data for the District. The financial statements present the CFD's financial activity within the Capital Projects for Blended Component Units and the Debt Service for Blended Units Funds. Individually-prepared financial statements are not prepared for the CFD.

Other Related Entities

Public Entity Risk Pools and Joint Powers Authorities The District is associated with public entity risk pools and two joint powers authorities. These organizations do not meet the criteria for inclusion as component units of the District. Additional information is presented in Note 13 to the financial statements. These organizations are:

San Joaquin County Schools Workers' Compensation Insurance Group
San Joaquin County Schools Property and Liability Insurance Group
San Joaquin County Schools Data Processing Group
Tracy Area Public Facilities Financing Agency

JEFFERSON ELEMENTARY SCHOOL DISTRICT

NOTES TO FINANCIAL STATEMENTS

JUNE 30, 2015

Basis of Presentation

The accounting system is organized and operated on a fund basis. A fund is defined as a fiscal and accounting entity with a self-balancing set of accounts, which are segregated for the purpose of carrying on specific activities or attaining certain objectives in accordance with special regulations, restrictions, or limitations. The District's funds are grouped into three broad range fund categories: governmental, proprietary, and fiduciary.

Governmental Funds Governmental funds are those through which most governmental functions typically are financed. Governmental fund reporting focuses on the sources, uses, and balances of current financial resources. Expendable assets are assigned to the various governmental funds according to the purposes for which they may or must be used. Current liabilities are assigned to the fund from which they will be paid. The difference between governmental fund assets and liabilities is reported as fund balance. The following are the District's major and non-major governmental funds.

Major Governmental Funds

General Fund The General Fund is the chief operating fund for all Districts. It is used to account for the ordinary operations of a District. All transactions except those required or permitted by law to be in another fund are accounted for in this fund.

Building Fund The Building Fund exists primarily to account separately for proceeds from the sale of bonds (Education Code Section 15146) and may not be used for any purpose other than those for which the bonds were issued.

Non-Major Governmental Funds

Special Revenue Funds The Special Revenue Funds are established to account for the proceeds from specific revenue sources (other than trusts or for major capital projects) that are restricted to the financing of particular activities. The District maintains the following special revenue funds:

Cafeteria Fund The Cafeteria Fund is used to account separately for Federal, State and local resources to operate the food service program (Education Code Sections 38090-38093) and is used only for those expenditures authorized by the governing board as necessary for the operation of the District's food service program (Education Code Sections 38091 and 38100).

Deferred Maintenance Fund The Deferred Maintenance Fund is used to account separately for state apportionments and the District's contributions for deferred maintenance purposes (Education Code Sections 17582-17587) and for items of maintenance approved by the State Allocation Board.

Pupil Transportation Equipment Fund The Pupil Transportation Fund is used to account separately for State and local revenues specifically for the acquisition, rehabilitation, or replacement of equipment used to transport students (Educational Code Section 41852[b]).

JEFFERSON ELEMENTARY SCHOOL DISTRICT

NOTES TO FINANCIAL STATEMENTS

JUNE 30, 2015

Capital Project Funds The Capital Project Funds are established to account for financial resources to be used for the acquisition or construction of major capital facilities (other than those financed by proprietary funds and trust funds). The District maintains the following capital project funds:

County School Facilities Fund The County School Facilities Fund is established pursuant to Education Code Section 17070.43 to receive apportionments from the 1998 State School Facilities Fund (Proposition 1A), the 2002 State School Facilities Fund (Proposition 47), or the 2004 State School Facilities Fund (Proposition 55) authorized by the State Allocation Board for new school facility construction, modernization projects, and facility hardship grants, as provided in the Leroy F. Greene School Facilities Act of 1998 (Education Code Section 17070 et seq.).

Capital Projects Fund for Blended Component Units The Capital Projects Fund for Blended Component Units is used to account for capital projects financed by Mello-Roos Community Facility Districts and similar entities that are considered blended component units of the District under generally accepted accounting principles (GAAP).

Capital Facilities Fund The Capital Facilities Fund is used to account for resources received from developer impact fees assessed under provisions of the California Environmental Quality Act (CEQA).

Debt Service Funds The Debt Service Funds are established to account for the accumulation of resources for and the payment of principal and interest on general long-term debt.

Bond Interest and Redemption Fund The Bond Interest and Redemption Fund is used for the payment of bonds issued for a District (Education Code Sections 15125-15262).

Proprietary Funds Proprietary fund reporting focuses on the determination of operating income, changes in net assets, financial position, and cash flows. The District applies all GASB pronouncements, as well as the Financial Accounting Standards Board pronouncements issued on or before November 30, 1989, unless those pronouncements conflict with or contradict GASB pronouncements. Proprietary funds are classified as enterprise or internal service.

Fiduciary Funds Fiduciary funds are used to account for assets held in trustee or agent capacity for others that cannot be used to support the District's own programs. The fiduciary fund category is split into four classifications: pension trust funds, investment trust funds, private-purpose trust funds, and agency funds. The key distinction between trust and agency funds is that trust funds are subject to a trust agreement that affects the degree of management involvement and the length of time that the resources are held.

Trust funds are used to account for the assets held by the District under a trust agreement for individuals, private organizations, or other governments and are therefore, not available to support the District's own programs. The District's trust funds are the Scholarship Trust and the Retiree Benefits Trust funds. Agency funds are custodial in nature (assets equal liabilities). The District's agency fund accounts for student body activities (ASB).

Basis of Accounting – Measurement Focus

Government-Wide Financial Statements The government-wide financial statements (i.e., the statement of net assets and the statement of activities) report information on all of the nonfiduciary activities of the District and its component units.

JEFFERSON ELEMENTARY SCHOOL DISTRICT

NOTES TO FINANCIAL STATEMENTS

JUNE 30, 2015

The government-wide statements are prepared using the economic resources measurement focus. This is the same approach used in the preparation of the fiduciary fund financial statements but differs from the manner in which governmental fund financial statements are prepared. Governmental fund financial statements, therefore, include a reconciliation with brief explanations to better identify the relationship between the government-wide statements and the statements for the governmental funds.

The government-wide statement of activities presents a comparison between direct expenses and program revenues for each function or program of the District's governmental activities. Direct expenses are those that are specifically associated with a service, program or department and are therefore clearly identifiable to a particular function. The District does not allocate indirect expenses to functions in the statement of activities. Program revenues include charges paid by the recipients of goods or services offered by a program, as well as grants and contributions that are restricted to meeting the operational or capital requirements of a particular program. Revenues which are not classified as program revenues are presented as general revenues of the District, with certain exceptions. The comparison of direct expenses with program revenues identified the extent to which each governmental function is self-financing or draws from the general revenues of the District.

Net position should be reported as restricted when constraints placed on net assets use are either externally imposed by creditors (such as through debt covenants), grantors, contributors, or laws or regulations of other governments or imposed by law through constitutional provisions or enabling legislation. The net position restricted for other activities result from special revenue funds and the restrictions on their net assets use.

Fund Financial Statements Fund financial statements report detailed information about the District. The focus of governmental and proprietary fund financial statements is on major funds rather than reporting funds by type. Each major fund is presented in a separate column. Non-major funds are aggregated and presented in a single column. The internal service fund is presented in a single column on the face of the proprietary fund statements.

Governmental Funds All governmental funds are accounted for using the flow of current financial resources measurement focus and the modified accrual basis of accounting. With this measurement focus, only current assets and current liabilities generally are included on the balance sheet. The statement of revenues, expenditures, and changes in fund balance reports on the sources (revenues and other finances sources) and uses (expenditures and other financing uses) or current financial resources. This approach differs from the manner in which the governmental activities of the government-wide financial statements are prepared. Governmental fund financial statements, therefore, include reconciliations with brief explanations to better identify the relationship between the government-wide financial statements, prepared using the economic resources measurement focus and the accrual basis of accounting, and the governmental fund financial statements, prepared using the flow of current financial resources measurement focus and the modified accrual basis of accounting.

Proprietary Funds Proprietary funds are accounted for using the flow of economic resources measurement focus and the accrual basis of accounting. All assets and all liabilities associated with the operation of this fund are included in the statement of net assets. The statement of changes in fund net assets presents increases (revenues) and decreases (expenses) in net total assets. The statement of cash flows provides information about how the District finances and meets the cash flow needs of its proprietary fund.

Fiduciary Funds The Fiduciary activities are reflected in the retiree benefits trust fund and agency funds. The agency funds report a balance sheet and do not have a measurement focus. The retiree benefit trust used the current financial resources measurement focus.

JEFFERSON ELEMENTARY SCHOOL DISTRICT

NOTES TO FINANCIAL STATEMENTS

JUNE 30, 2015

Revenues – Exchange and Non-Exchange Transactions Revenue resulting from exchange transactions, in which each party gives and receives essentially equal value, is recorded on the accrual basis when the exchange takes place. On a modified accrual basis, revenue is recorded in the fiscal year in which the resources are measurable and become available. Available means that the resources will be collected within the current fiscal year or are expected to be collected soon enough thereafter, to be used to pay liabilities of the current fiscal year. Generally, available is defined as collectible within 90 days. However, to achieve comparability of reporting among California districts and so as not to distort normal revenue patterns, with specific respect to reimbursement grants and corrections to State-aid apportionments, the California Department of Education has defined available for districts as collectible within one year. The following revenue sources are considered to be both measurable and available at fiscal year-end: State apportionments, interest, certain gains, and other local sources.

Non-exchange transactions, in which the District receives value without directly giving equal value in return, include property taxes, certain grants, entitlements, and donations. Revenue from property taxes is recognized in the fiscal year in which the taxes are received. Revenue from certain grants, entitlements, and donations are recognized in the fiscal year in which all eligibility requirements have been satisfied. Eligibility requirements include time and purpose restrictions. On a modified accrual basis, revenue from non-exchange transactions must also be available before it can be recognized.

Unearned Revenue Unearned revenue arises when potential revenue does not meet both the "measurable" and "available" criteria for recognition in the current period or when resources are received by the District prior to the incurrence of qualifying expenditures. In subsequent periods, when both revenue recognition criteria are met, or when the District has legal claim to the resources, the liability for unearned revenue is removed from the balance sheet and revenue is recognized.

Certain grants received before the eligibility requirements are met, are recorded as unearned revenue. On the governmental fund financial statements, receivables that will not be collected within the available period are also recorded as unearned revenue.

Expenses/Expenditures On the accrual basis of accounting, expenses are recognized at the time they are incurred. The measurement focus of governmental fund accounting is on decreases in net financial resources (expenditures) rather than expenses. Expenditures are generally recognized in the accounting period in which the related fund liability is incurred, if measurable. Principal and interest on long-term obligations, which has not matured, are recognized when paid in the governmental funds. Allocations of costs, such as depreciation and amortization, are not recognized in the governmental funds.

Cash and Cash Equivalents

The District's cash and cash equivalents are considered to be cash on hand, demand deposits, and short-term investments with original maturities of three months or less from the date of acquisition. Cash equivalents also include cash with county treasury balances for purposes of the statement of cash flows.

Investments

Investments held at June 30, 2015, with original maturities greater than one year are stated at fair value. Fair value is estimated based on quoted market prices at year-end. All investments not required to be reported at fair value are stated at cost or amortized cost. Fair values of investments in county investment pool are determined by the program sponsor.

JEFFERSON ELEMENTARY SCHOOL DISTRICT

NOTES TO FINANCIAL STATEMENTS

JUNE 30, 2015

Prepaid Expenditures

Prepaid expenditures (expenses) represent amounts paid in advance of receiving goods or services. The District has the option of reporting an expenditure in governmental funds for prepaid items either when purchased or during the benefit period. The District has chosen to report the expenditures when incurred.

Stores Inventories

Inventories are recorded using the consumption method, in that inventory acquisitions are initially recorded in inventory (asset) accounts, and are charged as expenditures when used. Reported inventories are equally offset by nonspendable fund balance which indicates that these amounts are not "available for appropriation and expenditure" even though they are a component of net current assets. The District's cafeteria inventory valuation is First-in-First-out (FIFO).

Capital Assets and Depreciation

The accounting and reporting treatment applied to the capital assets associated with a fund are determined by its measurement focus. Capital assets are long-lived assets of the District. The District maintains a capitalization threshold of \$5,000. The District does not possess any infrastructure. Improvements are capitalized; the cost of normal maintenance and repairs that do not add to the value of the asset or materially extend an asset's life are not capitalized, but are expensed as incurred.

When purchased, such assets are recorded as expenditures in the governmental funds and capitalized in the government-wide statement of net assets. The valuation basis for capital assets is historical cost, or where historical cost is not available, estimated historical cost based on replacement cost. Donated capital assets are capitalized at estimated fair market value on the date donated.

Capital assets in the proprietary funds are capitalized in the fund in which they are utilized. The valuation basis for proprietary fund capital assets is the same as those used for the capital assets of governmental funds.

Depreciation is computed using the straight-line method. Estimated useful lives of the various classes of depreciable capital assets are as follows: buildings, 20 to 50 years; improvements, 5 to 50 years; equipment, 2 to 15 years.

Deferred Outflows/Inflows of Resources

In addition to assets, the balance sheet reports separate sections for deferred outflows of resources and deferred inflows of resources. Deferred outflows of resources represent a consumption of resources that apply to a future period(s) and will not be recognized as an outflow of resources (expense) until then. Conversely, deferred inflows of resources represent an acquisition of resources that applies to a future period(s) and will not be recognized as an inflow of resources (revenue) until that time.

JEFFERSON ELEMENTARY SCHOOL DISTRICT

NOTES TO FINANCIAL STATEMENTS

JUNE 30, 2015

The District's deferred amount on refunding, resulting from the difference in the carrying value and reacquisition price of the refunded debt, is reported as a deferred outflow of resources and is amortized over the shorter of the life of the refunded debt or refunding bond.

On governmental fund financial statements, receivables associated with non-exchange transactions that will not be collected within the availability period have been offset with unavailable revenue. The District's unavailable revenue in the balance sheet is for the long-term facilities lease and future development fees.

Contributions made to the District's pension plan(s) after the measurement date but before the fiscal year-end are recorded as a deferred outflow of resources and will reduce the net pension liability in the next fiscal year.

Additional factors involved in the calculation of the District's pension expense and net pension liability includes the difference between expected and actual experience, changes in assumptions, difference between projected and actual investment earnings, change in proportion, and differences between the District's contributions and proportionate shares of contributions. These factors are recorded as deferred outflows and inflows of resources and amortized over various periods.

Net Pension Liability

Qualified employees are covered under multiple-employer defined benefit pension plans maintained by agencies of the State of California. Certificated employees are members of the State Teachers' Retirement Plan (CalSTRS Plan), and classified employees are members of the Schools Pool (CalPERS Plan), collectively referred to as the Plans. For purposes of measuring the net pension liability, pension expense, and deferred outflows/inflows of resources related to pensions, information about fiduciary net position of the District's portions of the Plans and additions to and deductions from the Plans' fiduciary net positions have been determined on the same basis as they are reported by the Plans. For this purpose, benefit payments (including refunds of employee contributions) are recognized when due and payable in accordance with the benefit terms. Investments are reported at fair value.

Interfund Balances

In the financial statements, receivables and payables resulting from short-term interfund loans are classified as "interfund receivables/payables". These amounts are eliminated in the governmental column of the statement of net assets, which are presented as internal balances.

Compensated Absences

Accumulated unpaid vacation benefits are accrued as a liability as the benefits are earned. The entire compensated absence liability is reported on the government-wide statement of net assets. For governmental funds, the current portion of unpaid compensated absences is recognized upon the occurrence of relevant events such as employee resignations and retirements that occur prior to year-end that have not yet been paid with expendable available financial resources. These amounts are reported in the fund from which the employees who have accumulated leave are paid.

JEFFERSON ELEMENTARY SCHOOL DISTRICT

NOTES TO FINANCIAL STATEMENTS

JUNE 30, 2015

Sick leave is accumulated without limit for each employee at the rate of one day for each month worked. Leave with pay is provided when employees are absent for health reasons; however, the employees do not gain a vested right to accumulated sick leave. Employees are never paid for any sick leave balance at termination of employment or any other time. Therefore, the value of accumulated sick leave is not recognized as a liability in the District's financial statements. However, credit for unused sick leave is applicable to all classified school members who retire after January 1, 1999. At retirement, each member will receive .004 year of service credit for each day of unused sick leave.

Accrued Liabilities and Long-Term Obligations

All payables, accrued liabilities, and long-term obligations are reported in the government-wide and proprietary fund financial statements. In general, governmental fund payables and accrued liabilities that, once incurred, are paid in a timely manner and in full from current financial resources are reported as obligations of the governmental funds.

However, claims and judgments, compensated absences, special termination benefits, and contractually required pension contributions that will be paid from government funds are reported as a liability in the governmental fund financial statements only to the extent that they are due for repayment during the current year. Bonds, capital leases, and other long-term obligations are recognized as liabilities in the governmental fund financial statements when due.

Fund Balance Reporting

The District reports fund balance within one of the following categories:

Nonspendable such as fund balance associated with inventories, prepaids, long-term loans and notes receivable, and property held for resale (unless the proceeds are restricted, committed, or assigned),

Restricted fund balance category includes amounts that can be spent only for the specific purposes stipulated by constitution, external resources providers, or through enabling legislation,

Committed fund balance classification includes amounts that can be used only for the specific purposes determined by a formal action of the School District Board of Directors (the district's highest level of decision-making authority),

Assigned fund balance classification are intended to be used by the government for specific purposes but do not meet the criteria to be classified as restricted or committed, and

Unassigned fund balance is the residual classification for the government's general fund and includes all spendable amounts not contained in the other classifications.

JEFFERSON ELEMENTARY SCHOOL DISTRICT

NOTES TO FINANCIAL STATEMENTS

JUNE 30, 2015

Committed Fund Balance Policy For funds that are determined to fall within the “Committed Fund Balance” classification, the Governing Board, as the District's highest level of decision-making authority, may commit fund balance for specific purposes pursuant to constraints imposed by formal actions taken, such as a majority vote or resolution. These committed amounts cannot be used for any other purpose unless the Governing Board removes or changes the specific use through the same type of formal action taken to establish the commitment. Governing Board action to commit fund balance needs to occur within the fiscal reporting period, no later than June 30th; however, the amount can be determined with the release of the financial statements.

Assigned Fund Balance Policy Amounts that are constrained by the District's intent to be used for specific purposes, but are neither restricted nor committed, should be reported as assigned fund balance. The District delegates the authority to assign amounts to be used for specific purposes to the Chief Business Official for the purpose of reporting these amounts in the financial statements.

Minimum Fund Balance Policy The purpose of the District's fund balance policy is to maintain a prudent level of financial resources to protect against reducing service levels because of temporary revenue shortfalls or unpredicted one-time expenditures.

The District has adopted a policy to achieve and maintain unrestricted fund balance in the General Fund of 3 percent of total General Fund expenditures, other uses and transfers out at the close of each fiscal year, consistent with the recommended level promulgated by the State of California.

Order of Fund Balance Spending Policy For which amounts in any of the unrestricted fund balance classifications could be used, the District's policy is to apply expenditures in the following order: committed, assigned, and then unassigned.

First, non-spendable fund balances are determined. Then restricted fund balances for specific purposes are determined (not including non-spendable amounts). Then any remaining fund balances amounts for the non-general funds are classified as restricted fund balance.

It is possible for the non-general funds to have negative unassigned fund balance when non-spendable amounts plus the restricted fund balances for specific purposes amounts exceed the positive fund balances for the non-general fund.

Net Position

Net position represents the difference between assets and liabilities. Net position invested in capital assets, net of related debt consists of capital assets, net of accumulated depreciation, reduced by the outstanding balances of any borrowings used for the acquisition, construction or improvement of those assets. Net position is reported as restricted when there are limitations imposed on their use either through the enabling legislation adopted by the District or through external restrictions imposed by creditors, grantors, or laws or regulations of other governments. The District first applies restricted resources when an expense is incurred for purposes for which both restricted and unrestricted net position is available.

JEFFERSON ELEMENTARY SCHOOL DISTRICT

NOTES TO FINANCIAL STATEMENTS

JUNE 30, 2015

Operating Revenues and Expenses

Operating revenues are those revenues that are generated directly from the primary activity of the proprietary funds. For the District, these revenues are for in-district charges for the self-insurance. Operating expenses are necessary costs incurred to provide the goods or service that are the primary activity of the fund. All revenues and expenses not meeting this definition are reported as non-operating revenues and expenses.

Interfund Activity

Exchange transactions between funds are reported as revenues in the seller funds and as expenditures/expenses in the purchaser funds. Flows of cash or goods from one fund to another without a requirement for repayment are reported as interfund transfers. Interfund transfers are reported as other financing sources/uses in governmental funds and after non-operating revenues/expenses in proprietary funds. Repayments from funds responsible for particular expenditures/expenses to the funds that initially paid for them are not presented in the financial statements of activities.

Estimates

The preparation of the financial statements in conformity with accounting principles generally accepted in the United States of America requires management to make estimates and assumptions that affect the amounts reported in the financial statements and accompanying notes. Actual results may differ from those estimates.

Budgetary Data

The budgetary process is prescribed by provisions of the California Education Code and requires the governing board to hold a public hearing and adopt an operating budget no later than July 1st of each year. The District governing board satisfied these requirements. The adopted budget is subject to amendment throughout the year to give consideration to unanticipated revenue and expenditures primarily resulting from events unknown at the time of budget adoption with the legal restriction that expenditures cannot exceed appropriations by major object account.

The amounts reported as the original budgeted amounts in the budgetary statements reflect the amounts when the original appropriations were adopted. The amounts reported as the final budgeted amounts in the budgetary statements reflect the amounts after all amendments have been accounted for. For purposes of the budget, on behalf payments have not been included as revenue and expenditures as required under generally accepted accounting principles.

Property Tax

Secured property taxes attach as an enforceable lien on property as of January 1. Taxes are payable in two installments on November 1 and February 1 and become delinquent on December 10 and April 10, respectively. Unsecured property taxes are payable in one installment on or before August 31. The County of San Joaquin bills and collects the taxes on behalf of the District. Local property tax revenues are recorded when received.

JEFFERSON ELEMENTARY SCHOOL DISTRICT

NOTES TO FINANCIAL STATEMENTS

JUNE 30, 2015

Current Year GASB Implementations

GASB Statement No. 68 – In June 2012, GASB issued Statement No. 68, *Accounting and Financial Reporting for Pensions – an amendment of GASB Statement No. 27*. The Primary objective of this Statement is to improve accounting and financial reporting by state and local governments for pensions. It also improves information provided by state and local governmental employers about financial support for pensions that is provided by other entities. This Statement results from a comprehensive review of the effectiveness of existing standards of accounting and financial reporting for pensions with regard to providing decision-useful information, supporting assessments of accountability and interperiod equity, and creating additional transparency. The Statement is effective for periods beginning after June 15, 2014. The District has implemented GASB Statement No. 68 for the year ended June 30, 2015.

GASB Statement No. 71 – In November 2013, GASB issued Statement 71, *Pension Transition for Contributions Made Subsequent to the Measurement Date – an amendment of GASB Statement No. 68*. This standard seeks to clarify certain implementation issues related to amounts that are deferred and amortized at the time GASB 68 is first adopted. It applies to situations in which the measurement date of an actuarial valuation differs from the government's fiscal year. The Statement is effective for periods beginning after June 15, 2014. The District has implemented GASB Statement No. 71 for the year ended June 30, 2015.

New Accounting Pronouncements

GASB Statement No. 72 – In February 2015, GASB issued Statement No. 72, *Fair Value Measurement and Application*. This standard addresses accounting and financial reporting issues related to fair value measurements. The Statement is effective for periods beginning after June 15, 2015. This District has not yet determined the impact on the financial statements.

GASB Statement No. 73 – In June 2015, GASB issued Statement No. 73, *Accounting and Financial Reporting for Pensions and Related Assets That are Not within the Scope of GASB Statement 68, and Amendments to Certain Provisions of GASB Statements 67 and 68*. This standard establishes requirements for defined benefit pensions that are not within the scope of GASB Statement 68 and amends certain provisions of GASB Statements 67 and 68. The Statement is effective for periods beginning after June 15, 2016. The District has not yet determined the impact on the financial statements.

GASB Statement No. 75 – In June 2015, GASB issued Statement No. 75, *Accounting and Financial Reporting for Postemployment Benefits Other Than Pensions*. This standard's primary objective is to improve accounting and financial reporting by state and local governments for postemployment benefits other than pensions. The Statement is effective for periods beginning after June 15, 2017. The District has not yet determined the impact on the financial statements.

JEFFERSON ELEMENTARY SCHOOL DISTRICT

**NOTES TO FINANCIAL STATEMENTS
JUNE 30, 2015**

NOTE 2 – DEPOSITS AND INVESTMENTS

Summary of Deposits and Investments

Deposits and investments as of June 30, 2015, are classified in the accompanying financial statements as follows:

Governmental activities	\$ 23,864,457
Proprietary fund	49,906
Fiduciary funds	55,690
Total Deposits and Investments	\$ 23,970,053

Deposits and investments as of June 30, 2015, consist of the following:

Cash on hand and in banks	\$ 55,894
Cash in revolving accounts	5,000
Investments	23,909,159
Total Deposits and Investments	\$ 23,970,053

Policies and Practices

The District is authorized under California Government Code to make direct investments in local agency bonds, notes, or warrants within the State; U.S. Treasury instruments; registered State warrants or treasury notes; securities of the U.S. Government, or its agencies; bankers acceptances; commercial paper; certificates of deposit placed with commercial banks and/or savings and loan companies; repurchase or reverse repurchase agreements; medium term corporate notes; shares of beneficial interest issued by diversified management companies, certificates of participation, obligations with first priority security; and collateralized mortgage obligations.

Investment in County Treasury – The District is considered to be an involuntary participant in an external investment pool as the District is required to deposit all receipts and collections of monies with their County Treasurer (Education Code Section 41001). The fair value of the District's investment in the pool is reported in the accounting financial statements at amounts based upon the District's pro-rata share of the fair value provided by the County Treasurer for the entire portfolio (in relation to the amortized cost of that portfolio). The balance available for withdrawal is based on the accounting records maintained by the County Treasurer, which is recorded on the amortized cost basis.

JEFFERSON ELEMENTARY SCHOOL DISTRICT

NOTES TO FINANCIAL STATEMENTS

JUNE 30, 2015

General Authorizations

Limitations as they relate to interest rate risk, credit risk, and concentration of credit risk are indicated in the schedules below:

Authorized Investment Type	Maximum Remaining Maturity	Maximum Percentage of Portfolio	Maximum Investment in One Issuer
Local Agency Bonds, Notes, Warrants	5 years	None	None
Registered State Bonds, Notes, Warrants	5 years	None	None
U.S. Treasury Obligations	5 years	None	None
U.S. Agency Securities	5 years	None	None
Banker's Acceptance	180 days	40%	30%
Commercial Paper	270 days	25%	10%
Negotiable Certificates of Deposit	5 years	30%	None
Repurchase Agreements	1 year	None	None
Reverse Repurchase Agreements	92 days	20% of base	None
Medium-Term Corporate Notes	5 years	30%	None
Mutual Funds	N/A	20%	10%
Money Market Mutual Funds	N/A	20%	10%
Mortgage Pass-Through Securities	5 years	20%	None
County Pooled Investment Fund	N/A	None	None
Local Agency Investment Fund (LAIF)	N/A	None	None
Joint Powers Authority Pools	N/A	None	None

Authorized Under Debt Agreements

Investments of debt proceeds held by bond trustees are governed by provisions of the debt agreements, rather than the general provisions of the California Government Code. These provisions allow for the acquisition of investment agreements with maturities of up to 30 years.

Interest Rate Risk

Interest rate risk is the risk that changes in market interest rates will adversely affect the fair value of an investment. Generally, the longer the maturity of an investment the greater the sensitivity of its fair value to changes in market interest rates. The District does not have a formal investment policy that limits investment maturities as a means of managing its exposure to fair value losses arising from increasing interest rates. The District manages its exposure to interest rate risk by primarily investing in the San Joaquin County Investment Pool.

JEFFERSON ELEMENTARY SCHOOL DISTRICT

**NOTES TO FINANCIAL STATEMENTS
JUNE 30, 2015**

Weighted Average Maturity

The District monitors the interest rate risk inherent in its portfolio by measuring the weighted average maturity of its portfolio. Information about the weighted average maturity of the District’s portfolio is present in the following schedule:

<u>Investment Type</u>	<u>Fair Value</u>	<u>Days to Maturity</u>
San Joaquin County Investment Pool	\$ 23,956,977	353 days

Credit Risk

Credit risk is the risk that an issuer of an investment will not fulfill its obligation to the holder of the investment. This is measured by the assignment of a rating by a nationally recognized statistical rating organization. Presented below is the minimum rating required by the California Government Code, the District’s investment policy, or debt agreements, and the actual rating as of the year-end for each investment type.

<u>Investment Type</u>	<u>Minimum Legal Rating</u>	<u>Rating June 30, 2015</u>	<u>Fair Value</u>
San Joaquin County Investment Pool	Not Required	Unrated	\$ 23,956,977

Custodial Credit Risk – Deposits

This is the risk that in the event of a bank failure, the District's deposits may not be returned to it. The District does not have a policy for custodial credit risk for deposits. However, the California Government Code requires that a financial institution secure deposits made by State or local government units by pledging securities in an undivided collateral pool held by a depository regulated under State law (unless so waived by the governmental unit). The market value of the pledged securities in the collateral pool must equal at least 110 percent of the total amount deposited by the public agencies. California law also allows financial institutions to secure public deposits by pledging first trust deed mortgage notes having a value of 150 percent of the secured public deposits and letters of credit issued by the Federal Home Loan Bank of San Francisco having a value of 105 percent of the secured deposits. As of June 30, 2015, the District's bank balance of \$85,721 with a carrying amount of \$60,894, was under \$250,000 and therefore covered under Federal Deposit Insurance Corporation (FDIC).

Custodial Credit Risks – Investments

This is the risk that, in the event of the failure of the counterparty, the District will not be able to recover the value of its investments or collateral securities that are in possession of an outside party. The California Government Code does not contain legal or policy requirements that would limit the custodial credit risk for investments.

JEFFERSON ELEMENTARY SCHOOL DISTRICT

**NOTES TO FINANCIAL STATEMENTS
JUNE 30, 2015**

NOTE 3 – RECEIVABLES

Receivables at June 30, 2015, consisted of intergovernmental grants, entitlements, interest and other local sources. All receivables are considered collectible in full.

	General Fund	Building Fund	Non-Major Governmental Funds	Total	Proprietary Fund
Federal Government					
Categorical aid	\$ 241,814	\$ -	\$ -	\$ 241,814	\$ -
State Government					
Apportionment	-	-	-	-	-
State Categorical	-	-	-	-	-
Other State	275,067	-	-	275,067	-
Interest	6,719	12,396	1,707	20,822	40
Other Local Sources	3,005	-	-	3,005	-
Total	<u>\$ 526,605</u>	<u>\$ 12,396</u>	<u>\$ 1,707</u>	<u>\$ 540,708</u>	<u>\$ 40</u>

JEFFERSON ELEMENTARY SCHOOL DISTRICT

**NOTES TO FINANCIAL STATEMENTS
JUNE 30, 2015**

NOTE 4 – CAPITAL ASSETS

Capital asset activity for the fiscal year ended June 30, 2015, was as follows:

	Balance July 1, 2014	Additions	Deductions	Balance June 30, 2015
Governmental Activities				
Capital Assets Not Being Depreciated:				
Land	\$ 5,825,263	\$ -	\$ -	\$ 5,825,263
Construction in Progress	2,171,284	15,591,266	500,674	17,261,876
Total Capital Assets Not Being Depreciated	7,996,547	15,591,266	500,674	23,087,139
Capital Assets Being Depreciated:				
Land Improvements	2,084,287	-	-	2,084,287
Buildings and Improvements	36,222,965	500,674	571,386	36,152,253
Furniture and Equipment	1,360,347	-	39,855	1,320,492
Total Capital Assets Being Depreciated	39,667,599	500,674	611,241	39,557,032
Total Capital Assets	47,664,146	16,091,940	1,111,915	62,644,171
Less Accumulated Depreciation:				
Land Improvements	73,192	81,571		154,763
Buildings and Improvements	9,824,551	870,299	494,923	10,199,927
Furniture and Equipment	1,277,755	73,073	30,336	1,320,492
Total Accumulated Depreciation	11,175,498	1,024,943	525,259	11,675,182
Governmental Activities Capital Assets, Net	<u>\$ 36,488,648</u>	<u>\$ 15,066,997</u>	<u>\$ 586,656</u>	<u>\$ 50,968,989</u>

Depreciation expense was charged as a direct expense to governmental functions as follows:

Governmental Activities	
Instruction	<u>\$ 1,024,943</u>

JEFFERSON ELEMENTARY SCHOOL DISTRICT

**NOTES TO FINANCIAL STATEMENTS
JUNE 30, 2015**

NOTE 5 – INTERFUND TRANSACTIONS

Operating Transfers

Interfund transfers for the year ended June 30, 2015, consist of the following:

The General Fund transferred to the Pupil Transportation Fund \$20,000 to save for future purchase of bus.

The General Fund transferred to the Deferred Maintenance Fund \$84,407 to fund expenses.

Interfund transfers are used to (1) move revenues from the fund that statute or budget requires to collect them to the fund that statute or budget requires to expend them, (2) move receipts restricted to debt service from the funds collecting receipts to the debt service fund as debt service payments become due, and (3) use unrestricted revenues collected in the General Fund to finance various programs accounted for in other funds in accordance with budgetary authorizations.

NOTE 6 – ACCOUNTS PAYABLE

Accounts payable at June 30, 2015, consisted of the following:

	Governmental Funds			Total
	General	Building	Non-Major	
	Fund	Fund	General Fund	
Salaries and Benefits	\$ 522,828	\$ -	\$ 6,287	\$ 529,115
Apportionment	24,934	-	-	24,934
Construction	-	1,462,793	2,078	1,464,871
All other payables	69,752	-	351	70,103
Total	<u>\$ 617,514</u>	<u>\$ 1,462,793</u>	<u>\$ 8,716</u>	<u>\$ 2,089,023</u>

NOTE 7 – UNEARNED REVENUE

Unearned revenue at June 30, 2015, consists of the following:

	General Fund
Federal financial assistance	\$ 20,240
State categorical aid	-
	<u>\$ 20,240</u>

JEFFERSON ELEMENTARY SCHOOL DISTRICT

**NOTES TO FINANCIAL STATEMENTS
JUNE 30, 2015**

NOTE 8 – LONG-TERM OBLIGATIONS

Summary

The changes in the District's long-term obligations during the year consisted of the following:

	Balance ⁽¹⁾ July 1, 2014	Additions	Deductions	Balance June 30, 2015	Due in One Year
General Obligation Bonds	\$ 30,702,621	\$ 5,135,104	\$ 70,000	\$ 35,767,725	\$ 25,000
Accumulated vacation - net	52,474	-	602	51,872	-
Net pension liability	17,928,662	1,018,861	4,577,332	14,370,191	-
Capital Lease	27,914	-	27,914	-	-
	<u>\$ 48,711,671</u>	<u>\$ 6,153,965</u>	<u>\$ 4,675,848</u>	<u>\$ 50,189,788</u>	<u>\$ 25,000</u>
Premiums, net of amortization	169,023	-	5,158	163,865	5,158
	<u>48,880,694</u>	<u>6,153,965</u>	<u>4,681,006</u>	<u>50,353,653</u>	<u>30,158</u>

⁽¹⁾ Beginning balance has been restated by \$17,928,662 for the net pension liability. See Note 15 for further discussion.

Bonded Debt

In April 2011, Jefferson School District issued Series A of the Election of 2010 in the amounts of \$5,830,000 in current interest bonds and \$567,194 in capital appreciation bonds. Interest on the current interest bonds is payable on August 1 and February 1 of each year, commencing August 1, 2011. The capital appreciation bonds accrete interest compounded semi-annually on August 1 and February 1, commencing August 1, 2022. The proceeds from the sale of the bonds will be used for the acquisition, construction and furnishing of equipment for district facilities.

In April 2013, Jefferson Elementary School District issued Series B of the Election 2010 in the amounts of \$1,700,000 in current interest bonds, \$14,603,679 in capital appreciation bonds and \$6,695,791 in convertible capital appreciation bonds. Interest on the current interest bonds is payable on August 1 and February 1 of each year, commencing August 1, 2015. The capital appreciation bonds and convertible capital appreciation bonds accrete interest compounded semi-annually on August 1 and February 1, commencing August 1, 2023. The proceeds from the sale of the bonds will be used for the acquisition, construction and furnishing of equipment for district facilities.

On September 10, 2014, Jefferson Elementary School District issued Series C of the Election 2010 in the amounts of \$1,780,000 in current interest bonds and \$2,034,069 in capital appreciation bonds. Interest on the current interest bonds accrues from the date of delivery and is payable semiannually on February 1 and August 1 of each year, commencing February 1, 2015. The capital appreciation bonds accrete interest compounded semiannually on February 1 and August 1 of each year, commencing on February 1, 2015. The proceeds from the sale of the bonds will be used for the acquisition and construction of school facilities projects.

JEFFERSON ELEMENTARY SCHOOL DISTRICT

**NOTES TO FINANCIAL STATEMENTS
JUNE 30, 2015**

The outstanding general obligation bonded debt of the District at June 30, 2015 is as follows:

Issue Date	Maturity Date	Interest Rate	Original Issue	Bonds			Bonds
				Outstanding July 1, 2014	Issued	Redeemed	Outstanding June 30, 2015
4/27/2011	2041	2.0% - 5.5%	\$ 6,397,194	\$ 6,446,889	\$ 39,150	\$ 70,000	\$ 6,416,039
4/21/2013	2043	0.84% - 5.5%	\$22,999,470	24,255,732	1,204,718	-	25,460,450
8/19/2014	2044	0.72% - 5.12%	\$ 3,814,069	3,814,069	77,167	-	3,891,236
				<u>\$ 34,516,690</u>	<u>\$ 1,321,035</u>	<u>\$ 70,000</u>	<u>\$ 35,767,725</u>

Debt Service Requirements to Maturity

The bonds mature through 2054 as follows:

Fiscal Year	Principal	Interest to Maturity	Accreted Interest	Total
2016	25,000	431,477	-	456,477
2017	114,868	434,094	132	549,094
2018	129,546	431,593	454	561,593
2019	153,918	427,844	1,082	582,844
2020	192,886	423,394	2,114	618,394
2021-2025	2,015,899	2,006,469	139,102	4,161,470
2026-2030	1,503,543	4,202,868	1,361,458	7,067,869
2031-2035	3,989,810	4,057,042	3,090,189	11,137,041
2036-2040	7,642,592	2,989,515	5,872,408	16,504,515
2041-2045	8,307,821	1,319,013	11,480,861	21,107,695
2046-2050	4,864,998	-	24,212,976	29,077,974
2051-2054	4,084,852	-	27,499,373	31,584,225
Subtotal	<u>\$ 33,025,733</u>	<u>\$ 16,723,309</u>	<u>\$ 73,660,149</u>	<u>\$ 123,409,191</u>
Accretions to date	2,741,992			
Total	<u>\$ 35,767,725</u>			

Accumulated Unpaid Employee Vacation

The long-term portion of accumulated unpaid employee vacation for the District at June 30, 2015, amounted to \$51,872.

JEFFERSON ELEMENTARY SCHOOL DISTRICT

**NOTES TO FINANCIAL STATEMENTS
JUNE 30, 2015**

Capital Leases

The District's liability on lease agreements at June 30, 2015 with options to purchase is summarized below:

	<u>Copier Leases</u>
Balance, July 1, 2014	\$ 27,914
Payments	(27,914)
Balance, June 30, 2015	<u>\$ -</u>

NOTE 9 – FUND BALANCES

Fund balances with reservations and designations are composed of the following elements:

	<u>General Fund</u>	<u>Building Fund</u>	<u>Non-Major Governmental Funds</u>	<u>Total</u>
Fund Balances				
Nonspendable:				
Revolving cash	\$ 5,000	\$ -	\$ 4,763	\$ 9,763
Stores	-	-	-	-
Restricted for:				
Other fund activities	845,756	11,928,017	1,716,871	14,490,644
Committed to:				
Deferred Maintenance	-	-	-	-
Assigned to:				
Mandated Costs	634,091	-	-	634,091
Instructional Materials	952,704	-	-	952,704
Board Designated Reserves	500,000	-	-	500,000
Lottery	1,203,726	-	-	1,203,726
Other fund activities	-	-	854,275	854,275
Unassigned:				
Reserve for Economic Uncertainty	556,438	-	-	556,438
Unassigned/Unappropriated	3,099,024	-	-	3,099,024
Total Fund Balance	<u>\$ 7,796,739</u>	<u>\$ 11,928,017</u>	<u>\$ 2,575,909</u>	<u>\$ 22,300,665</u>

JEFFERSON ELEMENTARY SCHOOL DISTRICT

**NOTES TO FINANCIAL STATEMENTS
JUNE 30, 2015**

NOTE 10 – NET OPEB OBLIGATION

Plan Description

The Postemployment Benefit Plan (the "Plan") is a single-employer defined benefit healthcare plan administered by the Jefferson School District. The Plan provides medical, dental and vision insurance benefits to eligible retirees and their spouses. Membership of the Plan consists of 5 retirees and beneficiaries currently receiving benefits and 7 active plan members.

<u>Benefit Types Provided</u>	<u>Certificated</u>	<u>Management</u>
	<u>Medical, dental and vision</u>	<u>Medical, dental and vision</u>
	To age 70; plus one month for each 3 days of accumulated sick leave beyond 50	To age 70; plus one month for each 3 days of accumulated sick leave beyond 50
Duration of Benefits	leave beyond 50	leave beyond 50
Required Service	25 Years	25 Years
Minimum Age	February 27, 1900	February 27, 1900
Dependent Coverage	Yes	Yes
District Contribution %	100%	100%
District Cap	\$10,000 per year	\$10,000 per year

Contribution Information

The contribution requirements of the District are established and may be amended by the District and the eligible plan members. The required contribution is based on projected pay-as-you-go financing requirements, with an additional amount to prefund benefits. For fiscal year 2014-2015, the District contributed \$74,091 to the plan, a portion of which was used for current premiums.

Annual OPEB Cost and Net OPEB Obligation

The District's annual other postemployment benefit (OPEB) cost (expense) is calculated based on the annual required contribution of the employer (ARC), an amount actuarially determined in accordance with the parameters of GASB Statement No. 45. The ARC represents a level of funding that, if paid on an ongoing basis, is projected to cover normal cost each year and amortize any unfunded actuarial accrued liabilities (UAAL) (or funding excess) over a period not to exceed thirty years. The District's ARC for the current year was \$60,667 which was fully funded through contributions made during the year.

Annual required contribution	\$ 60,667
Adjustment to annual required contribution	-
Annual OPEB cost (expense)	<u>60,667</u>
Contributions made	<u>(74,091)</u>
Decrease in net OPEB	(13,424)
Net OPEB obligation (asset) beginning of year	<u>(172,987)</u>
Net OPEB obligation (asset), end of year	<u><u>\$ (186,411)</u></u>

JEFFERSON ELEMENTARY SCHOOL DISTRICT

NOTES TO FINANCIAL STATEMENTS

JUNE 30, 2015

The annual OPEB cost, the percentage of annual OPEB cost contributed to the Plan, and the net OPEB obligation for 2015 was as follows:

Year Ended June 30	Annual Required Contribution	Percentage Contributed	Net OPEB Asset
2013	\$ 92,468	53%	\$ 205,406
2014	\$ 60,667	47%	\$ 172,987
2015	\$ 60,667	122%	\$ 186,411

Funded Status and Funding Progress

Actuarial valuations of an ongoing plan involve estimates of the value of reported amounts and assumptions about the probability of occurrence of events far into the future. Examples include assumptions about future employment, mortality, and the healthcare cost trend. Amounts determined regarding the funded status of the plan and the annual required contributions of the employer are subject to continual revision as actual results are compared with past expectations and new estimates are made about the future. The schedule of funding progress, presented as required supplementary information following the notes to the financial statements, presents multiyear trend information about whether the actuarial value of plan assets is increasing or decreasing over time relative to the actuarial accrued liabilities for benefits.

Actuarial Methods and Assumptions

Projections of benefits for financial reporting purposes are based on the substantive plan (the plan as understood by the employer and the plan members) and include the types of benefits provided at the time of each valuation and the historical pattern of sharing of benefit costs between the employer and plan members to that point. The actuarial methods and assumptions used include techniques that are designed to reduce the effects of short-term volatility in actuarial accrued liabilities and the actuarial value of assets, consistent with the long-term perspective of the calculations.

In the June 1, 2014, actuarial valuation, the entry age normal actuarial method was used. The actuarial assumptions included a 4.5 percent investment rate of return (net of administrative expenses), based on the plan being funded in an irrevocable employee benefit trust invested in a long-term fixed income portfolio. Additionally, actuarial assumptions include a 4 percent per year trend increase in healthcare costs. The UAAL is being amortized at a level dollar method for a static 30 years. The remaining amortization period at June 1, 2014, was 30 years. The actuarial value of assets was determined at \$242,001.

JEFFERSON ELEMENTARY SCHOOL DISTRICT

NOTES TO FINANCIAL STATEMENTS

JUNE 30, 2015

NOTE 11 – RISK MANAGEMENT

Property and Liability

The District is exposed to various risks of loss related to torts; theft of, damage to, and destruction of assets; errors and omissions; injuries to employees; and natural disasters. During the fiscal year ending June 30, 2015, the District contracted with San Joaquin County Schools for property and liability insurance coverage. Settled claims have not exceeded this commercial coverage in any of the past three years. There has not been a significant reduction in coverage from the prior year.

Workers' Compensation

For fiscal year 2014-2015, the District participated in the San Joaquin County Schools Workers' Compensation (SJCSWC), an insurance purchasing pool. The intent of the SJCSWC is to achieve the benefit of a reduced premium for the District by virtue of its grouping and representation with other participants in the SJCSWC. The workers' compensation experience of the participating districts is calculated as one experience and a common premium rate is applied to all districts in the SJCSWC. Each participant pays its workers' compensation premium based on its individual rate. Total savings are then calculated and each participant's individual performance is compared to the overall savings percentage of each participated school districts. A participant will then either receive money from or be required to contribute to the "equity-pooling fund". This "equity pooling" arrangement insures that each participant shares equally in the overall performance of the SJCSWC.

Employee Medical Benefits

The District has contracted with the Self Insured Schools of California (SISC) to provide classified employee medical and surgical benefits. Self Insured Schools of California is a shared risk pool comprised of Districts within California. Rates are set through an annual calculation process. The District pays a monthly contribution, which is placed in a common fund from which claim payments are made for all participating Districts. Claims are paid for all participants regardless of claims flow. The Board of Directors has a right to return monies to a district subsequent to the settlement of all expenses and claims if a district withdraws from the pool. The District's teachers union independently contracted with the Consolidated Benefit Trust (CBT) to provide certified employee medical and surgical benefits.

JEFFERSON ELEMENTARY SCHOOL DISTRICT

NOTES TO FINANCIAL STATEMENTS

JUNE 30, 2015

Coverage provided by San Joaquin County School Workers' Compensation Group and San Joaquin County Schools Property and Liability Group for property and liability and workers' compensation is as follows:

<u>Insurance Program/Company Name</u>	<u>Type of Coverage</u>	<u>Limits</u>
San Joaquin County W/C JPA (PIPS)	Workers' Compensation	\$1,000,000
Norcal ReLief	General Liability	\$1,000,000 with \$50,000 retention
	Automobile	\$1,000,000 with \$50,000 retention
	Property	\$250,000,000 with \$25,000 retention
	Student Professional Liability	Included with \$50,000 retention

JEFFERSON ELEMENTARY SCHOOL DISTRICT

NOTES TO FINANCIAL STATEMENTS

JUNE 30, 2015

NOTE 12 – EMPLOYEE RETIREMENT SYSTEMS

California State Teachers' Retirement System (CalSTRS)

Plan Description

The District participates in the State Teacher's Retirement Plan (CalSTRS), a cost-sharing multiple-employer public employee retirement system defined benefit pension plan administered by CalSTRS. CalSTRS acts as a common investment and administrative agent for participating public entities within the State of California. CalSTRS issues a publicly available financial report that includes financial statements and required supplementary information for this plan. This report is available online at www.calstrs.com.

Benefits Provided

The benefits for the CalSTRS Plan are established by contract, in accordance with the provisions of the State Teachers' Retirement Law. Benefits are based on members' years of service, age, final compensation and a benefit formula. Benefits are provided for disability, death and survivors of eligible members or beneficiaries. The California Public Employees' Pension Reform Act of 2013 (PEPRA) made significant changes to the benefit structure that primarily affect members first hired to perform CalSTRS creditable activities on or after January 1, 2013. As a result of PEPRA, the CalSTRS plan has two benefit structures: 1) CalSTRS 2% at 60 – Members first hired on or after January 1, 2013 to perform CalSTRS creditable activities. The 2 percent, also known as the age factor, refers to the percentage of final compensation received as a retirement benefit for each year of service credit. To be eligible for service retirement, members hired prior to January 1, 2013, must be at least age 60 with a minimum of five years of CalSTRS-credited service, while members hired after January 1, 2013, must be at least age 62 with five years of service.

Contributions

Assembly Bill 1469 (AB 1469), signed into law as part of the State of California's (the State) 2014-15 budget, increased contributions to the CalSTRS Plan from members, employers, and the State over the next seven years, effective July 1, 2014. School employer contributions will increase from 8.25% to a total of 19.1% of covered payroll over the seven-year period. The District's required contribution rate for the year ended June 30, 2014, was 8.88% of annual pay. District contributions to the CalSTRS Plan were \$810,993 for the year ended June 30, 2015.

The State contributes a percentage of the annual earnings of all members of the CalSTRS Plan. AB 1469 increases the State's contribution attributable to the benefits in effect in 1990, but does not change the base rate of 2.017%. Thus the State contribution rate, which in the period ended June 30, 2015 was 3.454% of covered payroll, will increase over the next two years to a total of 6.328%.

Actuarial Assumptions

The total pension liability for the CalSTRS Plan was determined by applying updated procedures to a financial reporting actuarial valuation as of June 30, 2013, and rolling forward the total pension liability to the measurement date of June 30, 2014. The financial reporting actuarial valuation as June 30, 2013, used the following actuarial method and assumptions, applied to all prior periods included in the measurement:

JEFFERSON ELEMENTARY SCHOOL DISTRICT

NOTES TO FINANCIAL STATEMENTS

JUNE 30, 2015

Actuarial Cost Method	Entry-Age Normal
Actuarial Assumptions:	
Discount Rate	7.60%
Consumer Price Inflation	3.00%
Wage Growth	3.75%
Investment Rate of Return	7.60% ¹
Mortality ²	CalSTRS' Members Data
Post-Retirement Benefit Increase	2% simple

¹ Net of investment expenses, but gross of administrative expenses.

² CalSTRS uses custom mortality tables to best fit the patterns of mortality among its members. These custom tables are based on RP 2000 series tables adjusted to fit CalSTRS experience. RP 2000 series table are an industry standard set of mortality rates published by the Society of Actuaries. See CalSTRS July 1, 2006 – June 30, 2010 Experience Analysis for more information.

Discount Rate

The discount rate used to measure the CalSTRS Plan's total pension liability was 7.6%. The projection of each flow used to determine the discount rate assumed that contributions from plan members and employers will be made at statutory contributions rates in accordance with the rate increases per AB 1469. Projected inflows from investment earnings were calculated using the long-term assumed investment rate of return (7.60%) and assuming that the contributions, benefits payments and administrative expenses occur midyear. Based on those assumptions, the CalSTRS Plan's fiduciary net position was projected to be available to make all projected future benefit payments to current plan members. Therefore, the long-term assumed investment rate of return was applied to all periods of projected benefit payment to determine the total pension liability.

The long-term expected rate of return on pension plan investment was determined using a building-block method in which best –estimate ranges of expected future real rates of return (expected returns, net of pensions plan investment expense and inflation) are developed for each major asset class. The best-estimate ranges were developed using capital market assumptions from CalSTRS' general investment consultant as an input to process. Based on the model from CalSTRS consulting actuary's investment practice, a best estimate range was determined by assuming the portfolio is re-balanced annually and that annual returns are lognormally distributed and independent from year to year to develop expected percentiles for the long-term distribution of annualized returns. The assumed asset allocation by CalSTRS' general investment consultant is based on CalSTRS' board policy for target asset allocation in effect on February 2, 2013, the date the current experience study was approved by the CalSTRS board.

JEFFERSON ELEMENTARY SCHOOL DISTRICT

NOTES TO FINANCIAL STATEMENTS

JUNE 30, 2015

Best estimates of 10-year geometric real rates of return and the assumed asset allocation for each major asset class used as input to develop the actuarial investment rate of return are summarized in the following table:

<u>Asset Class</u>	<u>Assumed Asset Allocation</u>	<u>Long-Term* Expected Real Rate of Return</u>
Global Equity	47%	4.50%
Private Equity	12	6.20
Real Estate	15	4.35
Inflation Sensitive	5	3.20
Fixed Income	20	0.20
Cash / Liquidity	1	0.00
	<u>100%</u>	

* 10-year geometric average

California Public Employee's Retirement System (CalPERS)

Plan Description

The District participates in the California Public Employee's Retirement System (CalPERS Plan). A cost-sharing multiple-employer public employee retirement system defined benefit pension plan administered by CalPERS. CalPERS act as a common investment and administrative agent for participating public entities within the State of California. CalPERS issues a publicly available financial report that includes financial statements and required supplementary information for this plan. This report is available online at www.calpers.ca.gov.

Benefits Provided

The benefits for the CalPERS Plan are established by contract, in accordance with the provisions of the California Public Employees' Retirement Law (PERL). The benefits are based on member's year of service, age final compensation, and benefit formula. Benefits are provided for disability, death, and survivors of eligible members or beneficiaries. PEPR made significant changes to the benefit structure that primarily affect members first hired to perform CalPERS creditable activities on or after January 1, 2013. As a result of PEPR, the CalPERS Plan has two benefit structures: 1) CalPERS 2% at 55 - Members first hired on or before December 31, 2012, to perform CalPERS creditable activities, and 2) CalPERS 2% at 62 - Members first hired on or after January 1, 2013, to perform CalPERS creditable activities. To be eligible for service retirement, members hired prior to January 1, 2013 must be at least age 50 with a minimum of five years of CalPERS-credited service, while members hired after January 1 2013, must be at least age 52 with a minimum of five years of service.

Contributions

Section 20814(c) of the PERL requires that the employer contribution rates for all public employers to be determined on an annual basis by the actuary and shall be effective on the July 1 following, notice of a change in the rate. Contribution rates for the CalPERS Plan are determined annually on an actuarial basis as of June 30 by CalPERS. The CalPERS Plan's actuarially determined rate is the estimated amount necessary to finance the cost of benefits earned by employees during the year, with an additional amount to finance any unfunded accrued liability. The District's required contribution rate for the year ended June 30, 2015 was 11.771% of annual pay. District contributions to the CalPERS Plan were \$274,762 for the year ended June 30, 2015

JEFFERSON ELEMENTARY SCHOOL DISTRICT

NOTES TO FINANCIAL STATEMENTS JUNE 30, 2015

Actuarial Assumptions

For the measurement period ended June 30, 2014 (the measurement date), the total pension liability was determined by rolling forward the June 30, 2013 total pension liability. The June 30, 2013 and the June 30, 2014 total pension liabilities were based on the following actuarial methods and assumptions:

Actuarial Cost Method	Entry-Age Normal
Actuarial Assumptions:	
Discount Rate	7.50%
Inflation	2.75%
Salary Increases	Varies ¹
Investment Rate of Return	7.50 ²
Mortality ³	CalPERS' Members Data
Post-Retirement Benefit Increase	Up to 2.75% ⁴

¹ Depending on age, service and type of employment

² Net of pension plan investment and administrative expenses; includes inflation

³ The mortality table used was developed based on CalPERS-specific data. The table includes 20 years of mortality improvement using Society of Actuaries Scale Bb. For more details on this table, refer to the 2014 Experience Study Report.

⁴ contract COLA up to 2.00% until Purchasing Power Protection Allowance Floor on Purchasing Power applies, 2.75% thereafter

All other actuarial assumptions used in the June 30, 2013 valuation were based on the results of an actuarial experience study for the period from 1997 to 2011, including updates to salary increase, mortality and retirement rates. Further details of the Experience Study can be found at CalPERS' website.

Discount Rate

The discount rate used to measure the total pension liability was 7.5% for the CalPERS Plan. To determine whether the municipal bond rate should be used in the calculation of a discount rate for each plan, CalPERS stress tested plans that would most likely result in a discount rate that would be different from the actuarially assumed discount rate. Based on the testing, none of the tested plans run out of assets. Therefore, the current 7.5% discount rate is adequate and the use of the municipal bond rate calculation is not necessary. The stress test results are present in detailed report, *GASB Statements 67 and 68 Crossover Testing Report for Measurement Date June 30, 2014 based on June 30, 2013 Valuation*, that can be obtained from CalPERS website.

According to Paragraph 30 of Statement 68, the long-term discount rate should be determined without reduction for pension plan administrative expense. The 7.50 percent investment return assumption used in this accounting valuation is net of administrative expenses. Administrative expenses are assumed to be 15 basis points. An investment return excluding administrative expenses would have been 7.65 percent. Using this lower discount rate has resulted in a slightly higher total pension liability and net pension liability. For the Schools Pool, this difference was deemed immaterial.

CalPERS is scheduled to review all actuarial assumptions as part of its regular asset liability management review cycle that is scheduled to be completed in February 2018. Any changes to the discount rate will require Board action and proper stakeholder outreach. For these reasons, CalPERS expects to continue using a discount rate net of administrative expenses for GASB 67 and 68 calculations through at least the 2017-18 fiscal year. CalPERS

JEFFERSON ELEMENTARY SCHOOL DISTRICT

NOTES TO FINANCIAL STATEMENTS

JUNE 30, 2015

will continue to check the materiality of the difference in calculation until such time as we have changed our methodology.

The long-term expected rate of return on pension plan investments was determined using a building-block method in which best-estimate ranges of expected future real rates of return (expected returns, net of pension plan investment expense and inflation) are developed for each major asset class.

In determining the long-term expected rate of return, staff took into account both short-term and long-term market return expectations as well as the expected pension fund cash flows. Such cash flows were developed assuming that both members and employers will make their required contributions on time and as scheduled in all future years. Using historical returns of all the funds' asset classes, expected compound (geometric) returns were calculated over the short-term (first 10 years) and the long-term (11-60 years) using a building-block approach. Using the expected nominal returns for both short-term and long-term, the present value of benefits was calculated for each fund. The expected rate of return was set by calculating the single equivalent expected return that arrived at the same present value of benefits for cash flows as the one calculated using both short-term and long-term returns. The expected rate of return was then set equivalent to the single equivalent rate calculated above and rounded down to the nearest one quarter of one percent.

The table below reflects long-term expected real rate of return by asset class. The rate of return was calculated using the capital market assumptions applied to determine the discount rate and asset allocation. These geometric rates of return are net of administrative expenses.

Asset Class	New Strategic Allocation	Real Return Year 1-10 ^a	Real Return Year 11+ ^b
Global Equity	47%	5.25%	5.71%
Global Fixed Income	19	0.99	2.43
Inflation Sensitive	6	0.45	3.36
Private Equity	12	6.83	6.95
Real Estate	11	4.50	5.13
Infrastructure and Forestland	3	4.50	5.09
Liquidity	2	-0.55	-1.05
Total	100%		

^a An expected inflation of 2.5% was used for this period

^b An expected inflation of 3.0% was used for this period

JEFFERSON ELEMENTARY SCHOOL DISTRICT

**NOTES TO FINANCIAL STATEMENTS
JUNE 30, 2015**

Pension Liabilities, Pension Expense, and Deferred Outflows/Inflows of Resources Related to Pensions

As of June 30, 2015 the District reported a liability for its proportional share of the net pension liability that reflect a reduction for the State’s pension support provided to the District. The amount recognized by the District as its proportionate share of the net pension liability, the related state support and the total portion of the net pension liability that was associated with the District were as follows:

District's proportionate share of the net pension liability:	
CalSTRS Plan	\$ 11,837,897
CalPERS Plan	2,532,294
State's proportionate share of CalSTRS net pension liability associated with the District	7,150,090
Total	<u>\$ 21,520,281</u>

The District’s net pension liability is measured as the proportionate share of each Plan’s net pension liability. The net pension liabilities of the Plans are measured as of June 30, 2014 and calculated by reducing the total pension liability of each Plan by the respective Plan’s fiduciary net position. The District’s proportion of each Plan’s net pension liability was based on the ratio of the District’s actual received by the respective Plan in the measurement period. The District’s proportionate share of the net pension liability as of June 30, 2014, was 0.02027% and 0.02231% for the CalSTRS and CalPERS Plans, respectively.

For the year ended June 30, 2015, the District recognized pension expense of \$1,755,087 and revenue of \$507,222 for support provided by the State. At June 30, 2015, the District reported deferred outflows of resources and deferred inflows of resources related to pensions from the following sources:

	<u>Deferred Outflows of Resources</u>	<u>Deferred Inflows of Resources</u>
District contributions subsequent to measurement date	\$ 1,085,756	\$ -
Net difference between projected and actual earnings on plan investment	-	3,787,475
Total	<u>\$ 1,085,756</u>	<u>\$ 3,787,475</u>

JEFFERSON ELEMENTARY SCHOOL DISTRICT

**NOTES TO FINANCIAL STATEMENTS
JUNE 30, 2015**

The \$1,085,755 reported as deferred outflows of resource related to contributions subsequent to the measurement date will be recognized as a reduction of the net pension liability in the year ending June 30, 2016. Other amounts reported as deferred outflows/inflows of resources related to pensions will be recognized as pension expense as follows:

Year Ended June 30	Amount
2016	\$ (946,869)
2017	(946,869)
2018	(946,869)
2019	(946,868)
Total	<u>\$ (3,787,475)</u>

Sensitivity of the District’s Proportional Share of the Net Pension Liability to Changes in the Discount Rate

The following presents the District’s proportionate share of the net pension liability of the Plans as of the measurement date, calculated using the discount rate, as well as what the District’s proportionate share of the net pension liability would be if it were calculated using discount rate that is 1 percentage – point lower or 1 percentage – point higher than the current rate.

	Discount Rate -1% (6.60%)	Current Discount Rate (7.60%)	Discount Rate +1% (8.60%)
District's proportionate share of the CalSTRS Plan's net pension liability	\$ 18,463,538	\$ 11,837,294	\$ 6,326,672
	Discount Rate -1% (6.50%)	Current Discount Rate (7.50%)	Discount Rate +1% (8.50%)
District's proportionate share of the CalPERS Plan's net pension liability	\$ 4,442,983	\$ 2,532,728	\$ 936,517

JEFFERSON ELEMENTARY SCHOOL DISTRICT

NOTES TO FINANCIAL STATEMENTS

JUNE 30, 2015

NOTE 13 – COMMITMENTS AND CONTINGENCIES

Grants

The District received financial assistance from Federal and State agencies in the form of grants. The disbursement of funds received under these programs generally requires compliance with terms and conditions specified in the grant agreements and are subject to audit by the grantor agencies. Any disallowed claims resulting from such audits could become a liability of the General Fund or other applicable funds. However, in the opinion of management, any such disallowed claims will not have a material adverse effect on the overall financial position of the District at June 30, 2015.

Litigation

The District is involved in various legal litigation arising from the normal course of business. In the opinion of management and legal counsel, the disposition of all litigation pending is not expected to have a material adverse effect on the overall financial position of the District at June 30, 2015.

NOTE 14 – PARTICIPATION IN PUBLIC ENTITY RISK POOLS, JOINT POWER AUTHORITIES AND OTHER RELATED PARTY TRANSACTIONS

The District is a member of the San Joaquin County School Workers' Compensation Insurance Group (SJCSWCIG), San Joaquin County Schools Property and Liability Insurance Group (SJCSP&LIG) public entity risk pools, Tracy Area Public Facilities Financing Agency (TAPFFA) joint powers agency, and the San Joaquin County Schools Data Processing Group (SJCSDPC). The District pays an annual premium to the applicable entity for its health, workers' compensation, legal services, data processing, and property liability coverage. The relationships between the District and the JPA's are such that they are not component units of the District for financial reporting purposes.

These entities have budgeting and financial reporting requirements independent of member units and their financial statements are not presented in these financial statements; however, fund transactions between the entities and the District are included in these statements. Audited financial statements are generally available from the respective entities.

During the year ended, the District made payments of \$249,808, \$132,231 and \$61,909 to the San Joaquin County School Workers' Compensation Insurance Group, San Joaquin County Schools Property and Liability Insurance Group, and San Joaquin County Schools Data Processing, respectively, for the workers' compensation insurance, property and liability insurance, and data processing.

JEFFERSON ELEMENTARY SCHOOL DISTRICT

NOTES TO FINANCIAL STATEMENTS

JUNE 30, 2015

NOTE 15 – RESTATEMENT OF PRIOR YEAR NET POSITION

The Beginning net position of Governmental Activities has been restated in order to record the District's proportionate share of net pension liability and deferred outflows of resources related to pensions in accordance with GASB Statement No. 68, *Accounting and Financial Reporting for Pensions-* and No. 71, *Pension Transition for Contributions made Subsequent to the Measurement Date*.

The effect on beginning net position is presented as follows:

Statement of Net Position

Net Position - Beginning	\$ 38,963,005
Restatement due to GASB 68 and 71:	
Net Pension Liabilities	(17,928,662)
Deferred Outflows - Pensions	1,018,861
Net Position - Beginning as Restated	<u>\$ 22,053,204</u>

II - Required Supplementary Information

JEFFERSON ELEMENTARY SCHOOL DISTRICT

**GENERAL FUND
BUDGETARY COMPARISON SCHEDULE
FOR THE YEAR ENDED JUNE 30, 2015**

	Budgeted Amounts		Actual (GAAP Basis)	Variances -
	(GAAP Basis)			Positive
	Original	Final		(Negative)
				Final to Actual
REVENUES				
LCFF sources	\$ 15,802,875	\$ 15,842,561	\$ 15,908,859	\$ 66,298
Federal sources	692,971	694,505	719,803	25,298
Other State sources	717,873	877,199	1,273,153	395,954
Other local sources	588,911	890,076	802,820	(87,256)
Total Revenues	<u>17,802,630</u>	<u>18,304,341</u>	<u>18,704,635</u>	<u>400,294</u>
EXPENDITURES				
Current				
Certificated salaries	9,385,440	9,577,187	9,449,149	128,038
Classified salaries	2,311,509	2,452,789	2,400,216	52,573
Employee benefits	3,373,329	3,442,250	3,894,858	(452,608)
Books and supplies	906,620	1,340,432	629,713	710,719
Services and operating expenditures	2,181,452	2,484,855	1,800,772	684,083
Other outgo	218,913	251,852	262,085	(10,233)
Capital Outlay	-	9,250	6,742	2,508
Total Expenditures	<u>18,377,263</u>	<u>19,558,615</u>	<u>18,443,535</u>	<u>1,115,080</u>
Excess (Deficiency) of Revenues				
Over Expenditures	<u>(574,633)</u>	<u>(1,254,274)</u>	<u>261,100</u>	<u>1,515,374</u>
Other Financing Sources (Uses)				
Transfers in	-	-	-	-
Other Sources	-	-	-	-
Transfers out	<u>(104,407)</u>	<u>(104,407)</u>	<u>(104,407)</u>	<u>-</u>
Net Financing Sources (Uses)	<u>(104,407)</u>	<u>(104,407)</u>	<u>(104,407)</u>	<u>-</u>
NET CHANGE IN FUND BALANCES	<u>(679,040)</u>	<u>(1,358,681)</u>	<u>156,693</u>	<u>1,515,374</u>
Fund Balance - Beginning	<u>7,640,046</u>	<u>7,640,046</u>	<u>7,640,046</u>	<u>-</u>
Fund Balance - Ending	<u>\$ 6,961,006</u>	<u>\$ 6,281,365</u>	<u>\$ 7,796,739</u>	<u>\$ 1,515,374</u>

See accompanying note to required supplementary information

JEFFERSON ELEMENTARY SCHOOL DISTRICT

**SCHEDULE OF OTHER POSTEMPLOYMENT BENEFITS (OPEB) FUNDING
 PROGRESS AND EMPLOYER CONTRIBUTION
 FOR THE YEAR ENDED JUNE 30, 2015**

Schedule of Funding Progress						
Actuarial Valuation Date	Actuarial Value of Assets (a)	Actuarial Accrued Liability (AAL) - Level Percent of Payroll (b)	Unfunded AAL (UAAL) (b-a)	Funded Ratio (a / b)	Estimated Covered Payroll (c)	UAAL as a Percentage of Covered Payroll ([b - a] / c)
June 1, 2008	\$ 285,076	\$ 847,395	\$ 562,319	34%	\$ 10,890,000	5%
December 8, 2011	\$ 332,922	\$ 1,423,305	\$ 1,090,383	23%	\$ 11,500,000	9%
June 1, 2014	\$ 242,001	\$ 1,031,426	\$ 789,426	23%	\$ 11,600,000	7%

See accompanying note to required supplementary information

JEFFERSON ELEMENTARY SCHOOL DISTRICT

**SCHEDULE OF THE DISTRICT'S PROPORTIONATE SHARE
OF THE NET PENSION LIABILITY
AS OF JUNE 30, 2015
LAST 10 YEARS***

CalSTRS Plan

2015

Proportion of the net pension liability		0.0240%
District's proportionate share of the net pension liability	\$	11,837,897
State's proportionate share of the net pension liability associated with the District		7,150,090
Total	\$	18,987,987
District's covered employee payroll	\$	9,097,770
District's proportionate share of the net pension liability as a percentage of its covered employee payroll		130%
Plan fiduciary net position as a percentage of the total pension liability		77%

CalPERS Plan

2015

Proportion of the net pension liability		0.0293%
District's proportionate share of the net pension liability	\$	2,532,294
District's covered employee payroll	\$	2,344,826
District's proportionate share of the net pension liability as a percentage of its covered employee payroll		108%
Plan fiduciary net position as a percentage of the total pension liability		83%

Notes to Schedule:

Change to benefit terms – In 2015, there were no changes to the benefit terms.

Change in assumptions – In 2015, there were no changes in assumptions

* Fiscal year 2015 was the first year of implementation, therefore only one year is shown.

See accompanying note to required supplementary information

JEFFERSON ELEMENTARY SCHOOL DISTRICT

**SCHEDULE OF DISTRICT CONTRIBUTIONS
AS OF JUNE 30, 2015
LAST 10 YEARS***

CalSTRS Plan

	<u>2015</u>
Contractually required contribution (actuarially determined)	\$ 810,993
Contributions in relation to the actuarially determined contribution	810,993
Contribution deficiency (excess)	<u>\$ -</u>
Covered-employee payroll	\$10,973,002
Contribution as a percentage of covered-employee payroll	7.39%

CalPERS Plan

	<u>2015</u>
Contractually required contribution (actuarially determined)	\$ 274,762
Contributions in relation to the actuarially determined contribution	274,762
Contribution deficiency (excess)	<u>\$ -</u>
Covered-employee payroll	\$2,350,997
Contribution as a percentage of covered-employee payroll	11.69%

* Fiscal year 2015 was the first year of implementation, therefore only one year is shown.

JEFFERSON ELEMENTARY SCHOOL DISTRICT

NOTES TO REQUIRED SUPPLEMENTARY INFORMATION FOR THE YEAR ENDED JUNE 30, 2015

NOTE 1 – PURPOSE OF SCHEDULES

Budgetary Comparison Schedule

This schedule is required by GASB Statement No. 34 as required supplementary information (RSI) for the General Fund and for each major special revenue fund that has a legally adopted annual budget. The budgetary comparison schedule presents both (a) the original and (b) the final appropriated budgets for the reporting period as well as (c) actual inflows, outflows, and balances, stated on the District's budgetary basis. A separate column to report the variance between the final budget and actual amounts is also presented, although not required.

Schedule of Funding Progress

This schedule is required by GASB Statement No. 45 for all sole and agent employers that provide other postemployment benefits (OPEB). The schedule presents, for the most recent actuarial valuation and the two preceding valuations, information about the funding progress of the plan, including, for each valuation, the actuarial valuation date, the actuarial value of assets, the actuarial accrued liability, the total unfunded actuarial liability (or funding excess), the actuarial value of assets as a percentage of the actuarial accrued liability (funded ratio), the annual covered payroll, and the ratio of the total unfunded actuarial liability (or funding excess) to annual covered payroll.

Schedule of the District's Proportionate Share of the Net Pension Liability

This 10-year schedule is required by GASB Statement No. 68 for each cost-sharing pension plan. Until a full 10-year trend is compiled, the schedule will only show those years under which GASB Statement No. 68 was applicable. The schedule presents the District's proportion (percentage) of the collective net pension liability, the District's proportionate share (amount) of the collective net pension liability, the District's covered-employee payroll, and the pension plan's fiduciary net position as a percentage of the total pension liability.

Schedule of District's Contributions for Pensions

This 10-year schedule is required by GASB Statement No. 68 for each cost-sharing pension plan. Until a full 10-year trend is compiled, the schedule will only show those years under which GASB Statement No. 68 was applicable. The schedule presents the District's statutorily or contractually required employer contribution, the amount of contributions recognized by the pension plan in relation to the statutorily or contractually required employer contribution, the difference between the statutorily or contractually required employer contribution and the amount of contributions recognized by the pension plan in relation to the statutorily or contractually required employer contribution, the District's covered-employee payroll, and the amount of contributions recognized by the pension plan in relation to the statutorily or contractually required employer contribution as a percentage of the District's covered-employee payroll.

III - Supplementary Information

JEFFERSON ELEMENTARY SCHOOL DISTRICT

**SCHEDULE OF EXPENDITURES OF FEDERAL AWARDS
FOR THE YEAR ENDED JUNE 30, 2015**

Federal Grantor/Pass-Through Grantor/Program or Cluster Title	Federal CFDA Number	Pass-Through Entity Identifying Number	Federal Expenditures
U.S. DEPARTMENT OF EDUCATION			
Passed through California Department of Education:			
No Child Left Behind Act (NCLB)			
Title I, Part A - Basic Grants Low Income and Neglected	84.01	14981	\$ 251,306
Subtotal Title I Grants to Local Educational Agencies Cluster			<u>251,306</u>
Title II, Part A - Teacher Quality	84.367	14341	25,755
Title III - Limited English Proficiency	84.365	14346	36,373
Individuals with Disabilities Education Act (IDEA) Cluster			
IDEA, Basic Local Assistance, Entitlement Part B, Sec 611	84.027	13379	329,252
IDEA, Preschool Grants, Part B, Sec 619	84.173	13430	5,542
IDEA, Preschool Local Entitlement	84.027A	13682	17,027
Subtotal Individuals with Disabilities Education Act (IDEA) Cluster			<u>351,821</u>
Total U.S. Department of Education			<u>665,255</u>
US DEPARTMENT OF HEALTH AND HUMAN SERVICES			
Passed through California Department of Education:			
Medi-Cal Administrative Activities	93.778	10060	34,628
Medi-Cal Billing Option	93.778	10013	18,527
Total U.S. Department of Health and Human Services			<u>53,155</u>
U.S. DEPARTMENT OF AGRICULTURE			
Passed through California Department of Education:			
Child Nutrition Cluster			
National School Breakfast	10.553	13526	283,472
National School Lunch	10.555	13524	53,915
Commodities	10.555	13524	49,131
Total U.S. Department of Agriculture			<u>386,518</u>
Total Expenditures of Federal Awards			<u>\$ 1,104,928</u>

See accompanying note to supplementary information.

JEFFERSON ELEMENTARY SCHOOL DISTRICT

LOCAL EDUCATION AGENCY ORGANIZATION STRUCTURE FOR THE YEAR ENDED JUNE 30, 2015

ORGANIZATION

The Jefferson Elementary School District was established in June 1870 and consists of an area comprising approximately 130 square miles. The District operates three elementary, and one middle school. There were no boundary changes during the year.

GOVERNING BOARD

<u>MEMBER</u>	<u>OFFICE</u>	<u>TERM EXPIRES</u>
Pete Carlson	President	2016
Debbi Wingo	Vice President	2018
Dan Wells	Clerk	2018
Brian Jackman	Member	2016
Jacqueline Thomas	Member	2018

ADMINISTRATION

Jim Bridges	Superintendent
Mindy Maxedon	Chief Business Officer

JEFFERSON ELEMENTARY SCHOOL DISTRICT

**SCHEDULE OF AVERAGE DAILY ATTENDANCE
FOR THE YEAR ENDED JUNE 30, 2015**

	<u>Second Period Report</u>	<u>Annual Report</u>
ELEMENTARY		
Transitional Kindergarten/Kindergarten through third	927	925
Fourth through sixth	817	816
Seventh and eighth	555	555
Special education	46	46
Total Elementary	<u>2,345</u>	<u>2,342</u>

See accompanying note to supplementary information.

JEFFERSON ELEMENTARY SCHOOL DISTRICT

**SCHEDULE OF INSTRUCTIONAL TIME
FOR THE YEAR ENDED JUNE 30, 2015**

Grade Level	1986-87	1986-87	2014-2015	Number of Days		Status
	Minutes Requirement	Adjusted and Reduced	Actual Minutes	Traditional Calendar	Multitrack Calendar	
Kindergarten	36,000	35,000	42,210	180	N/A	In Compliance
Grade 1	50,400	49,000	49,980	180	N/A	In Compliance
Grade 2	50,400	49,000	49,980	180	N/A	In Compliance
Grade 3	50,400	49,000	49,980	180	N/A	In Compliance
Grade 4	54,000	52,500	59,460	180	N/A	In Compliance
Grade 5	54,000	52,500	59,460	180	N/A	In Compliance
Grade 6	54,000	52,500	59,754	180	N/A	In Compliance
Grade 7	54,000	52,500	59,754	180	N/A	In Compliance
Grade 8	54,000	52,500	59,754	180	N/A	In Compliance

See accompanying note to supplementary information.

JEFFERSON ELEMENTARY SCHOOL DISTRICT

**RECONCILIATION OF ANNUAL FINANCIAL AND BUDGET REPORT WITH
AUDITED FINANCIAL STATEMENTS
FOR THE YEAR ENDED JUNE 30, 2015**

Summarized below are the fund balance reconciliations between the Unaudited Actual Financial Report and the audited financial statements.

FORM ASSET

Balance, June 30, 2015, Unaudited Actuals	\$ 36,789,921
Increase in:	
Construction in progress	2,982,323
Land improvements	2,084,287
Buildings and improvements	17,226,792
Accumulated Depreciation	(7,924,917)
Decrease in:	
Furniture and equipment	(189,417)
Balance, June 30, 2015, Audited Financial Statements	<u>\$ 50,968,989</u>

FORM DEBT

Total Long-Term Obligations, June 30, 2015, Unaudited Actuals	\$ 32,967,604
Increase in:	
General Obligation Bonds	2,851,993
Net Pension Liability	14,370,191
Premiums, net of amortization	163,865
Total Long-Term Obligations, June 30, 2015, Audited Financial Statements	<u>\$ 50,353,653</u>

JEFFERSON ELEMENTARY SCHOOL DISTRICT

**SCHEDULE OF FINANCIAL TRENDS AND ANALYSIS
FOR THE YEAR ENDED JUNE 30, 2015**

	(Budget) 2016 ¹	2015	2014	2013
GENERAL FUND				
Revenues	\$ 19,323,395	\$ 18,704,635	\$ 17,763,815	\$ 17,005,749
Other sources	-	-	-	-
Total Revenues and Other Sources	19,323,395	18,704,635	17,763,815	17,005,749
Expenditures	19,875,036	18,443,535	17,901,491	17,242,762
Other uses and transfers out	104,407	104,407	-	-
Total Expenditures and Other Uses	19,979,443	18,547,942	17,901,491	17,242,762
INCREASE (DECREASE) IN FUND BALANCE	\$ (656,048)	\$ 156,693	\$ (137,676)	\$ (237,013)
ENDING FUND BALANCE	\$ 7,140,691	\$ 7,796,739	\$ 7,640,046	\$ 7,777,722
AVAILABLE RESERVES ²	\$ 2,985,152	\$ 3,655,462	\$ 4,011,762	\$ 4,735,131
AVAILABLE RESERVES AS A PERCENTAGE OF TOTAL OUTGO	14.94%	19.71%	22.41%	27.46%
LONG-TERM OBLIGATIONS ³	\$ 158,707	\$ 50,353,653	\$ 48,880,694	\$ 29,872,226
K-12 AVERAGE DAILY ATTENDANCE AT P-2	2,329	2,345	2,354	2,425

The General Fund balance has increased by \$19,017 over the past two years. The fiscal year 2015-2016 budget projects a budget decrease of \$656,048. For a district this size, the State recommends available reserves of at least three percent of total General Fund expenditures, transfers out, and other uses (total outgo).

The District has incurred operating deficits for two of the past three years and anticipates incurring an operating deficit during the 2015-2016 fiscal year. Total long-term obligations have increased by \$20,481,427 over the past two years.

Average daily attendance has decreased by 80 over the past two years. Decrease of 16 ADA is anticipated during fiscal year 2015-2016.

¹ Budget 2016 is included for analytical purposes only and has not been subjected to audit.

² Available reserves consist of all undesignated fund balances and all funds designated for economic uncertainty contained within the General Fund.

³ Beginning for the fiscal year 2014-15, the net pension liability is included in long-term debt due to the implementation of GASB 68. Fiscal year 2013-14 long-term debt was restated to include the net pension liability.

JEFFERSON ELEMENTARY SCHOOL DISTRICT

**SCHEDULE OF CHARTER SCHOOLS
FOR THE YEAR ENDED JUNE 30, 2015**

<u>Name of Charter School</u>	<u>Included in Audit Report</u>
The District does not sponsor any charter schools.	

[PAGE INTENTIONALLY LEFT BLANK]

JEFFERSON ELEMENTARY SCHOOL DISTRICT

**NON-MAJOR GOVERNMENTAL FUNDS
COMBINING BALANCE SHEET
JUNE 30, 2015**

	<u>Cafeteria Fund</u>	<u>Deferred Maintenance Fund</u>	<u>Pupil Transportation Fund</u>
ASSETS			
Deposits and investments	\$ 230,295	\$ 598,535	\$ 255,068
Receivables	175	472	200
Stores inventories	4,763	-	-
Total Assets	<u>235,233</u>	<u>599,007</u>	<u>255,268</u>
LIABILITIES AND FUND BALANCES			
Liabilities:			
Accounts payable	6,638	-	-
Due to other funds	-	-	-
Total Liabilities	<u>6,638</u>	<u>-</u>	<u>-</u>
Fund Balances:			
Nonspendable	4,763	-	-
Restricted	223,832	-	-
Committed	-	-	-
Assigned	-	599,007	255,268
Unassigned	-	-	-
Total Fund Balance	<u>228,595</u>	<u>599,007</u>	<u>255,268</u>
Total Liabilities and Fund Balances	<u>\$ 235,233</u>	<u>\$ 599,007</u>	<u>\$ 255,268</u>

See accompanying note to supplementary information.

Capital Facilities Fund	County Schools Facilities Fund	Capital Projects Blended Component Fund	Bond Interest And Redemption Fund	Total Non-Major Governmental Funds
\$ 1,035,323	\$ 5,604	\$ 58,262	\$ 395,068	\$ 2,578,155
811	4	45	-	1,707
-	-	-	-	4,763
<u>1,036,134</u>	<u>5,608</u>	<u>58,307</u>	<u>395,068</u>	<u>2,584,625</u>
2,078	-	-	-	8,716
-	-	-	-	-
<u>2,078</u>	<u>-</u>	<u>-</u>	<u>-</u>	<u>8,716</u>
-	-	-	-	4,763
1,034,056	5,608	58,307	395,068	1,716,871
-	-	-	-	-
-	-	-	-	854,275
-	-	-	-	-
<u>1,034,056</u>	<u>5,608</u>	<u>58,307</u>	<u>395,068</u>	<u>2,575,909</u>
<u>\$ 1,036,134</u>	<u>\$ 5,608</u>	<u>\$ 58,307</u>	<u>\$ 395,068</u>	<u>\$ 2,584,625</u>

JEFFERSON ELEMENTARY SCHOOL DISTRICT

**NON-MAJOR GOVERNMENTAL FUNDS
COMBINING STATEMENT OF REVENUES, EXPENDITURES,
AND CHANGES IN FUND BALANCE
FOR THE YEAR ENDED JUNE 30, 2015**

	Cafeteria Fund	Deferred Maintenance Fund	Pupil Transportation Fund
REVENUES			
Revenue limit sources	\$ -	\$ 84,407	\$ -
Federal sources	386,518	-	-
Other State sources	26,228	-	-
Other local sources	326,172	1,430	687
Total Revenues	738,918	85,837	687
EXPENDITURES			
Current			
Pupil services:			
Food services	703,644	-	-
Administration:			
All other administration	-	-	-
Plant services	-	77,073	-
Facility acquisition and construction	-	-	-
Debt service			
Principal	-	-	-
Interest	-	-	-
Total Expenditures	703,644	77,073	-
Excess (Deficiency) of Revenues			
Over Expenditures	35,274	8,764	687
Other Financing Sources (Uses)			
Transfers in	-	84,407	20,000
Other Financing Sources (Uses)	-	-	-
Net Financing Sources (Uses)	-	84,407	20,000
NET CHANGE IN FUND BALANCES	35,274	93,171	20,687
Fund Balance - Beginning	193,321	505,836	234,581
Fund Balance - Ending	\$ 228,595	\$ 599,007	\$ 255,268

See accompanying note to supplementary information.

Capital Facilities Fund	County School Facilities Fund	Capital Projects Blended Component Fund	Bond Interest And Redemption Fund	Total Non-Major Governmental Funds
\$ -	\$ -	\$ -	\$ -	\$ 84,407
-	-	-	-	386,518
-	-	-	4,269	30,497
251,535	14	164	568,723	1,148,725
<u>251,535</u>	<u>14</u>	<u>164</u>	<u>572,992</u>	<u>1,650,147</u>
-	-	-	-	703,644
-	-	-	-	-
101,625	-	-	-	178,698
449,494	-	-	-	449,494
-	-	-	85,000	85,000
-	-	-	389,314	389,314
<u>551,119</u>	<u>-</u>	<u>-</u>	<u>474,314</u>	<u>1,806,150</u>
<u>(299,584)</u>	<u>14</u>	<u>164</u>	<u>98,678</u>	<u>(156,003)</u>
-	-	-	-	104,407
-	-	-	-	-
-	-	-	-	104,407
<u>(299,584)</u>	<u>14</u>	<u>164</u>	<u>98,678</u>	<u>(51,596)</u>
1,333,640	5,594	58,143	296,390	2,627,505
<u>\$ 1,034,056</u>	<u>\$ 5,608</u>	<u>\$ 58,307</u>	<u>\$ 395,068</u>	<u>\$ 2,575,909</u>

JEFFERSON ELEMENTARY SCHOOL DISTRICT

**NOTE TO SUPPLEMENTARY INFORMATION
JUNE 30, 2015**

NOTE 1 – PURPOSE OF SCHEDULES

Schedule of Expenditures of Federal Awards

The accompanying schedule of expenditures of Federal awards includes the Federal grant activity of the District and is presented on the modified accrual basis of accounting. The information in this schedule is presented in accordance with the requirements of the United States Office of Management and Budget Circular A-133, *Audits of States, Local Governments, and Non-Profit Organizations*. Therefore, some amounts presented in this schedule may differ from amounts presented in, or used in the preparation of, the financial statements.

The following schedule provides reconciliation between revenues reported on the Statement of Revenues, Expenditures, and Changes in Fund Balances, and the related expenditures reported on the Schedule of Expenditures of Federal Awards. The reconciling amount consists primarily of Medi-Cal Billing Option and Administrative Activities funds that have been recorded revenue in prior periods and expensed in the current period as of June 30, 2015. Unspent balances are reported as legally restricted ending balances with the General Fund.

Description	<u>CFDA Number</u>	<u>Amount</u>
Total Federal Revenues From the Statement of Revenues, Expenditures and Changes in Fund Balances:		\$ 1,106,321
Medi-Cal Billing Option	93.778	<u>(1,393)</u>
Total Schedule of Expenditures of Federal Awards		<u>\$ 1,104,928</u>

Local Education Agency Organization Structure

This schedule provides information about the District's boundaries and schools operated, members of the governing board, and members of the administration.

Schedule of Average Daily Attendance (ADA)

Average daily attendance (ADA) is a measurement of the number of pupils attending classes of the District. The purpose of attendance accounting from a fiscal standpoint is to provide the basis on which apportionments of State funds are made to school districts. This schedule provides information regarding the attendance of students at various grade levels and in different programs.

JEFFERSON ELEMENTARY SCHOOL DISTRICT

NOTE TO SUPPLEMENTARY INFORMATION JUNE 30, 2015

Schedule of Instructional Time

The District has received incentive funding for increasing instructional time as provided by the Incentives for Longer Instructional Day. This schedule presents information on the amount of instructional time offered by the District and whether the District complied with the provisions of Education Code Sections 46200 through 46206.

Districts must maintain their instructional minutes at the 1986-87 requirement as required by *Education Code* Section 46201.

Reconciliation of Annual Financial and Budget Report with Audited Financial Statements

This schedule provides the information necessary to reconcile the fund balance of all funds reported on the Unaudited Actual Financial Report to the audited financial statements.

Schedule of Financial Trends and Analysis

This schedule discloses the District's financial trends by displaying past years' data along with current year budget information. These financial trend disclosures are used to evaluate the District's ability to continue as a going concern for a reasonable period of time.

Schedule of Charter Schools

This schedule provides information for the California Department of Education to monitor financial reporting by Charter Schools.

Non-Major Governmental Funds – Balance Sheet and Statement of Revenues, Expenditures and Change in Fund Balance

The Non-Major Governmental Funds Combining Balance Sheet and Combining Statement of Revenues, Expenditures and Changes in Fund Balance is included to provide information regarding the individual funds that have been included in the Non-Major Governmental Funds column on the Governmental Funds Balance Sheet and Statement of Revenues, Expenditures, and Changes in Fund Balance.

[PAGE INTENTIONALLY LEFT BLANK]

IV - Independent Auditors' Reports

Cichella & Tokunaga, LLP

Certified Public Accountants

4671 Golden Foothill Parkway ♦ El Dorado Hills, CA 95672
Voice: (877) 359-9588 ♦ Fax: (916) 941-7234

www.ctcpa.net

INDEPENDENT AUDITORS' REPORT ON INTERNAL CONTROL OVER FINANCIAL REPORTING AND ON COMPLIANCE AND OTHER MATTERS BASED ON AN AUDIT OF FINANCIAL STATEMENTS PERFORMED IN ACCORDANCE WITH *GOVERNMENT AUDITING STANDARDS*

Governing Board
Jefferson Elementary School District
Tracy, California

We have audited, in accordance with the auditing standards generally accepted in the United States of America and the standards applicable to financial audits contained in *Government Auditing Standards* issued by the Comptroller General of the United States, the financial statements of the governmental activities, each major fund, and the aggregate remaining fund information of the Jefferson Elementary School District (the District) as of and for the year ended June 30, 2015, and the related notes to the financial statements, which collectively comprise Jefferson Elementary School District's basic financial statements, and have issued our report thereon dated December 3, 2015.

Internal Control Over Financial Reporting

In planning and performing our audit of the financial statements, we considered Jefferson Elementary School District's internal control over financial reporting (internal control) to determine the audit procedures that are appropriate in the circumstances for the purpose of expressing our opinions on the financial statements, but not for the purpose of expressing an opinion on the effectiveness of Jefferson Elementary School District's internal control. Accordingly, we do not express an opinion on the effectiveness of Jefferson Elementary School District's internal control.

A deficiency in internal control exists when the design or operation of a control does not allow management or employees, in the normal course of performing their assigned functions, to prevent, or detect and correct, misstatements on a timely basis. *A material weakness* is a deficiency, or a combination of deficiencies, in internal control, such that there is a reasonable possibility that a material misstatement of the District's financial statements will not be prevented, or detected and corrected on a timely basis. *A significant deficiency* is a deficiency, or a combination of deficiencies, in internal control that is less severe than a material weakness, yet important enough to merit attention by those charged with governance.

Our consideration of internal control was for the limited purpose described in the first paragraph of this section and was not designed to identify all deficiencies in internal control that might be material weaknesses or significant deficiencies. Given these limitations, during our audit, we did not identify any deficiencies in internal control that we consider to be material weaknesses. However, material weaknesses may exist that have not been identified.

Compliance and Other Matters

As part of obtaining reasonable assurance about whether Jefferson Elementary School District's financial statements are free from material misstatement, we performed tests of its compliance with certain provisions of laws, regulations, contracts, and grant agreements, noncompliance with which could have a direct and material effect on the determination of financial statement amounts. However, providing an opinion on compliance with those provisions was not an objective of our audit, and accordingly, we do not express such an opinion. The results of our tests disclosed no instances of noncompliance or other matters that are required to be reported under *Government Auditing Standards*.

Purpose of This Report

The purpose of this report is solely to describe the scope of our testing of internal control and compliance and the results of that testing, and not to provide an opinion on the effectiveness of the District's internal control or on compliance. This report is an integral part of an audit performed in accordance with *Government Auditing Standards* in considering the District's internal control and compliance. Accordingly, this communication is not suitable for any other purpose.

Cichella + Tokunaga LLP

El Dorado Hills, California
December 3, 2015

Cichella & Tokunaga, LLP

Certified Public Accountants

4671 Golden Foothill Parkway ♦ El Dorado Hills, CA 95672

Voice: (877) 359-9588 ♦ Fax: (916) 941-7234

www.ctcpa.net

INDEPENDENT AUDITORS' REPORT ON COMPLIANCE FOR EACH MAJOR FEDERAL PROGRAM AND REPORT ON INTERNAL CONTROL OVER COMPLIANCE REQUIRED BY OMB CIRCULAR A-133

Governing Board
Jefferson Elementary School District
Tracy, California

Report on Compliance for Each Major Federal Program

We have audited Jefferson Elementary School District's compliance with the types of compliance requirements described in the *OMB Circular A-133 Compliance Supplement* that could have a direct and material effect on each of Jefferson Elementary School District's (the District) major Federal programs for the year ended June 30, 2015. Jefferson Elementary School District's major Federal programs are identified in the summary of auditor's results section of the accompanying schedule of findings and questioned costs.

Management's Responsibility

Management is responsible for compliance with the requirements of laws, regulations, contracts, and grants applicable to its Federal programs.

Auditor's Responsibility

Our responsibility is to express an opinion on compliance for each Jefferson Elementary School District's major Federal programs based on our audit of the types of compliance requirements referred to above. We conducted our audit of compliance in accordance with auditing standards generally accepted in the United States of America; the standards applicable to financial audits contained in *Government Auditing Standards*, issued by the Comptroller General of the United States; and OMB Circular A-133, *Audits of States, Local Governments, and Non-Profit Organizations*. Those standards and OMB Circular A-133 require that we plan and perform the audit to obtain reasonable assurance about whether noncompliance with the types of compliance requirements referred to above that could have a direct and material effect on a major Federal program occurred. An audit includes examining, on a test basis, evidence about Jefferson Elementary School District's compliance with those requirements and performing such other procedures as we considered necessary in the circumstances.

We believe that our audit provides a reasonable basis for our opinion on compliance for each major Federal program. However, our audit does not provide a legal determination of Jefferson Elementary School District's compliance.

Opinion on Each Major Federal Program

In our opinion, Jefferson Elementary School District complied, in all material respects, with the types of compliance requirements referred to above that could have a direct and material effect on each of its major Federal programs for the year ended June 30, 2015.

Report on Internal Control Over Compliance

Management of Jefferson Elementary School District is responsible for establishing and maintaining effective internal control over compliance with the types of compliance requirements referred to above. In planning and performing our audit of compliance, we considered Jefferson Elementary School District's internal control over compliance with the types of requirements that could have a direct and material effect on each major Federal program to determine the auditing procedures that are appropriate in the circumstances for the purpose of expressing an opinion on compliance for each major Federal program and to test and report on internal control over compliance in accordance with OMB Circular A-133, but not for the purpose of expressing an opinion on the effectiveness of internal control over compliance. Accordingly, we do not express an opinion on the effectiveness of Jefferson Elementary School District's internal control over compliance.

A deficiency in internal control over compliance exists when the design or operation of a control over compliance does not allow management or employees, in the normal course of performing their assigned functions, to prevent, or detect and correct, noncompliance with a type of compliance requirement of a Federal program on a timely basis. *A material weakness in internal control over compliance* is a deficiency, or combination of deficiencies, in internal control over compliance, such that there is a reasonable possibility that material noncompliance with a type of compliance requirement of a Federal program will not be prevented, or detected and corrected, on a timely basis. *A significant deficiency in internal control over compliance* is a deficiency, or a combination of deficiencies, in internal control over compliance with a type of compliance requirement of a Federal program that is less severe than a material weakness in internal control over compliance, yet important enough to merit attention by those charged with governance.

Our consideration of internal control over compliance was for the limited purpose described in the first paragraph of this section and was not designed to identify all deficiencies in internal control over compliance that might be material weaknesses or significant deficiencies. We did not identify any deficiencies in internal control over compliance that we consider to be material weaknesses. However, material weaknesses may exist that have not been identified.

The purpose of this report on internal control over compliance is solely to describe the scope of our testing of internal control over compliance and the results of that testing based on the requirements of OMB Circular A-133. Accordingly, this report is not suitable for any other purpose.

Cichella + Tokunaga LLP

El Dorado Hills, California
December 3, 2015

Cichella & Tokunaga, LLP

Certified Public Accountants

4671 Golden Foothill Parkway ♦ El Dorado Hills, CA 95672

Voice: (877) 359-9588 ♦ Fax: (916) 941-7234

www.ctcpa.net

INDEPENDENT AUDITORS' REPORT ON STATE COMPLIANCE

Board of Education
Jefferson Elementary School District
Tracy, California

Report on State Compliance

We have audited Jefferson Elementary School District's compliance with the types of compliance requirements as described in the *Standards and Procedures for Audit of California K-12 Local Educational Agencies 2014-2015* applicable to the Jefferson Elementary School District's programs as identified in the below schedule for the year ended June 30, 2015.

Management's Responsibility

Management is responsible for compliance with the requirements of laws, regulations, contracts, and grants applicable to its State programs.

Auditor's Responsibility

Our responsibility is to express an opinion on compliance of each of the Jefferson Elementary School District's State programs based on our audit of the types of compliance requirements referred to above. We conducted our audit in accordance with auditing standards generally accepted in the United States of America; the standards applicable to financial audits contained in *Government Auditing Standards*, issued by the Comptroller General of the United States; and the *Standards and Procedures for Audits of California K-12 Local Educational Agencies 2014-2015*, published by the Education Audit Appeals Panel. Those standards require that we plan and perform the audit to obtain reasonable assurance about whether noncompliance with the compliance requirements referred to above that could have a direct and material effect on the applicable government programs noted below. An audit includes examining, on a test basis, evidence about Jefferson Elementary School District's compliance with those requirements and performing such other procedures as we considered necessary in the circumstances. We believe that our audit provides a reasonable basis for our opinion on State compliance. Our audit does not provide a legal determination of Jefferson Elementary School District's compliance with those requirements.

Other Matters

In connection with the audit referred to above, we selected and tested transactions and records to determine the Jefferson Elementary School District's compliance with the State laws and regulations applicable to the following items:

Compliance Requirements	Procedures Performed
LOCAL EDUCATION AGENCIES OTHER THAN CHARTER SCHOOLS	
Attendance	Yes
Teacher Certification and Misassignments	Yes
Kindergarten Continuance	Yes
Independent Study	No, see below
Continuation Education	Not Applicable
Instructional Time	Yes
Instructional Materials	Yes
Ratios of Administrative Employees to Teachers	Yes
Classroom Teacher Salaries	Yes
Early Retirement Incentive	Not Applicable
GANN Limit Calculation	Yes
School Accountability Report Card	Yes
Juvenile Court Schools	Not Applicable
Middle or Early College High Schools	Not Applicable
K-3 Grade Span Adjustment	Yes
Transportation Maintenance of Effort	Yes
Regional Occupational Centers or Programs Maintenance of Effort	Not Applicable
Adult Education Maintenance of Effort	Not Applicable
SCHOOL DISTRICTS, COUNTY OFFICE EDUCATION AND CHARTER SCHOOLS	
California Clean Energy Jobs Act	Yes
After School Education and Safety Program	Not Applicable
Proper Expenditure of Education Protection Account Funds	Yes
Common Core Implementation Funds	Yes
Unduplicated Local Control Funding Formula Pupil Counts	Yes
Local Control and Accountability Plan	Yes
CHARTER SCHOOLS	
Attendance	Not Applicable
Mode of Instruction	Not Applicable
Non-classroom-Based Instructions/Independent Study	Not Applicable
Determination of Funding for Non-classroom-Based Instruction	Not Applicable
Annual Instructional Minutes – Classroom Based	Not Applicable
Charter School Facilities Grant Program	Not Applicable

We did not perform testing for Independent Study because the ADA generated from the program is below the testing threshold.

Opinion on the State Compliance

In our opinion, Jefferson Elementary School District complied, in all material respects, with the types of compliance requirements referred to above that could have a direct and material effect on the programs identified in the above schedule for the year ended June 30, 2015.



El Dorado Hills, California
December 3, 2015

V - Schedule of Findings and Questioned Costs

JEFFERSON ELEMENTARY SCHOOL DISTRICT

**FINANCIAL STATEMENT FINDINGS
FOR THE YEAR ENDED JUNE 30, 2015**

None Noted.

JEFFERSON ELEMENTARY SCHOOL DISTRICT

**FEDERAL AWARDS FINDINGS AND QUESTIONED COSTS
FOR THE YEAR ENDED JUNE 30, 2015**

There were no audit findings and questioned costs related to the federal awards for the year ended June 30, 2015.

JEFFERSON ELEMENTARY SCHOOL DISTRICT

**STATE AWARDS FINDINGS AND QUESTIONED COSTS
FOR THE YEAR ENDED JUNE 30, 2015**

There were no audit findings and questioned costs related to the state awards for the year ended June 30, 2015.

JEFFERSON ELEMENTARY SCHOOL DISTRICT

**SUMMARY SCHEDULE OF PRIOR AUDIT FINDINGS
FOR THE YEAR ENDED JUNE 30, 2015**

There were no prior year findings reported for June 30, 2014.